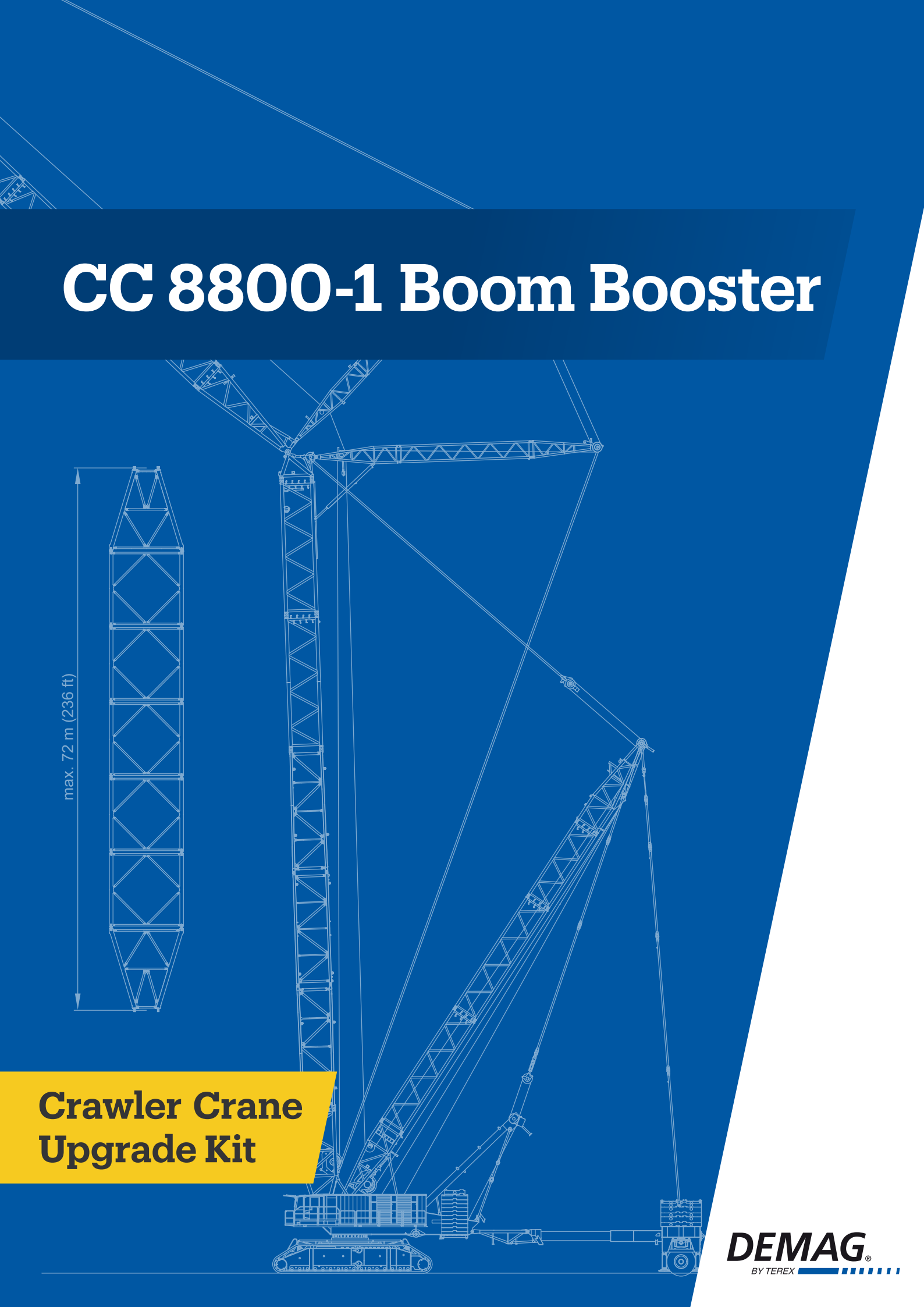


# CC 8800-1 Boom Booster

max. 72 m (236 ft)

**Crawler Crane  
Upgrade Kit**

**DEMAG**  
BY TEREX















Inhalt · Contenu · Indice · Contenido ·  
Indice · Содержание

Page · Seite · Page · Pagina · Página · Página · Страница:	
Combinations · Kombinationen · Combinaisons · Combinazioni · Combinaciones · Combinações · Комбинации .....	5
Main boom with SL · Hauptausleger mit SL · Flèche principale avec SL · Braccio base con SL · Pluma principal con SL · Lança principal com SL · Главная стрела с SL (BSSL) .....	8
Fixed fly jib with SL · Starrer Hilfsausleger mit SL · Fléchette fixe avec SL · Falcone fisso con SL · Plumín fijo con SL · Lança auxiliar fixa com SL · Неподвижная стрела с изменяемым вылетом с SL (BSSL+LF) .....	12
Luffing fly jib with SL · Wippbarer Hilfsausleger mit SL · Fléchette à volée variable avec SL · Falcone a volata variabile con SL · Plumín abatible con SL · Jib de lance variável com SL · Стрела с изменяемым углом вылета и гуськом с SL (BSWSL/BSFSL) .....	14
Fixed fly jib with SL · Starrer Hilfsausleger mit SL · Fléchette fixe avec SL · Falcone fisso con SL · Plumín fijo con SL · Lança auxiliar fixa com SL · Неподвижная стрела с изменяемым вылетом с SL (BSFVL) .....	54
Technical description · Technische Beschreibung · Descriptif technique · Descrizione tecnica · Descripción técnica · Descrição técnica · Техническое описание .....	58
Transportation · Transport · Transport · Trasporto · Transporte · Transporte · Транспортировка .....	60

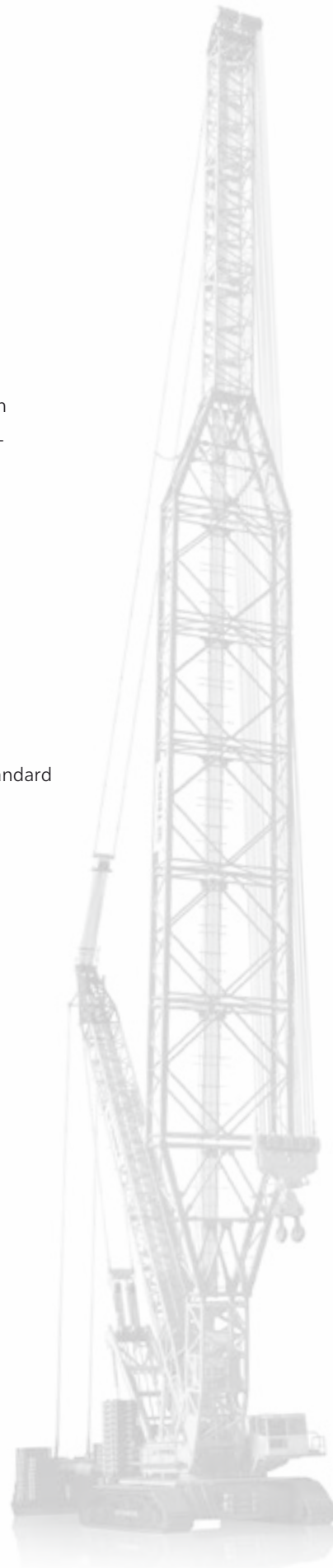
# Key

# CC 8800-1 BOOM BOOSTER

## Zeichenerklärung · Légende · Leggenda · Leyenda · Legenda · Условные обозначения

	Track · Spur · Voie · Cingolo · Orugas · Esteira · Колеса	<b>„D“</b>	
	Counterweight + central ballast (ZB) · Gegen- gewicht + Zentralballast (ZB) · Contrepoids + lest central (ZB) · Contrappeso + zavorra centrale (ZB) · Contrapeso + lastre central (ZB) · Contrapeso + lastro central (ZB) · Противовес + центральный балласт (ZB)	S:	heavy · schwer · lourd · pesante · pesado · pesada · сильный
	Superlift counterweight · Superlift-Gegengewicht · Contrepoids Superlift · Contrappeso Superlift · Contrapeso Superlift · Contrapeso do Superlift · Противовес суперлифт	L:	light · leicht · léger · leggera · ligero · leve · слабый
	Superlift radius · Superlift-Radius · Rayon Superlift · Sbraccio Superlift · Radio de Superlift · Raio do Superlift · Радиус для оборудования суперлифт	H / HA:	Main boom · Hauptausleger · Flèche principale · Braccio principale · Pluma principal · Lança principal · Главная стрела
	Load radius · Lastradius · Portée · Raggio di lavoro · Radio de trabajo · Raio de operação · Рабочий радиус	HI:	Luffing jib · Hilfsausleger · Fléchette · Falcone · Plumín · Lança auxiliar · Стрела с изменяемым вылетом
	Main boom · Hauptausleger · Flèche principale · Braccio principale · Pluma principal · Lança principal · Главная стрела	W:	Luffing fly jib · Wippbarer Hilfsausleger · Fléchette à volée variable · Falcone a volata variabile · Plumín abatible · Jib de lance variável · Стрела с изменяемым углом вылета и гуськом
	Fly jib · Hilfsausleger · Fléchette · Falcone · Plumín · Lança auxiliar · Стрела с изменяемым вылетом	F:	Fixed fly jib · Starrer Hilfsausleger · Fléchette fixe · Falcone fisso · Plumín fijo · Lança auxiliar fixa · Неподвижная стрела с изменяемым вылетом
	Main boom angle · Hauptauslegerwinkel · Jarret de flèche principale · Inclinazione braccio base · Ângulo de pluma principal · Ângulo da lança principal · Угол наклона главной стрелы	SL:	Superlift · Superlift · Levage supplémentaire · Superlift · Superlift · Kit Superlift · Суперлифт (система для увеличения грузоподъемности)
	Fly jib angle · Hilfsauslegerwinkel · Jarret de fléchette · Inclinazione falcone · Ângulo de plumín · Ângulo da lança auxiliar · Угол наклона стрелы с изменяемым вылетом	SGL:	Heavy base length · Schwere Grundlänge · Longueur de base lourde · Lunghezza carro in versione pesante · Longitud de base pesada · Comprimento da base pesada · Длина тяжелой базы
	Wind speed in m/s (meter per second) · Wind- geschwindigkeit in m/s · Vitesse du vent en m/s · Velocità del vento in m/s (metri al secondo) · Velocidad del viento en m/s · Velocidade do vento em m/s (metros por segundo) · Скорость ветра в м/сек	B:	Boom Booster
			Central ballast · Zentralballast · Lest central · Zavorra centrale · Lastre central · Lastro central · Центральный балласт

- ▶ Significant increase of capacity for long system lengths
- ▶ Easy and cost effective transport in standard ISO 40ft open top container
- ▶ Retrofittable to any CC 8800-1
  
- ▶ Deutliche Steigerung der Tragfähigkeiten für große Systemlängen
- ▶ Einfacher und wirtschaftlicher Transport in Open-Top 40-Fuß-ISO-Standardcontainern
- ▶ An jedem CC 8800-1 nachrüstbar
  
- ▶ Augmentation notable de la capacité des grues longue portée
- ▶ Transport simple et économique en conteneur ISO standard à toit ouvert de 40 pieds
- ▶ Rééquipement sur l'ensemble de la gamme CC 8800-1
  
- ▶ Significativo aumento di capacità grazie all'estensione delle lunghezze del sistema
- ▶ Trasporto facile ed economicamente conveniente in container standard ISO open top da 12 metri
- ▶ Installabile successivamente su qualsiasi CC 8800-1
  
- ▶ Aumento significativo de la capacidad para grandes longitudes de sistema
- ▶ Transporte sencillo y económico en contenedores estándar Open Top ISO de 40 pies
- ▶ Adaptable a cualquier CC 8800-1
  
- ▶ Aumento significativo da capacidade para longos comprimentos do sistema
- ▶ Transporte fácil e econômico em contêineres de topo aberto de 40 pés padrão ISO
- ▶ Remodelável para qualquer CC 8800-1
  
- ▶ Значительное увеличение грузоподъемности для систем большой длины
- ▶ Легкость и экономическая эффективность транспортировки в обычном стандартном 40-футовом контейнере ISO с открытым верхом
- ▶ Возможность установки на любой ранее поставленный кран CC 8800-1

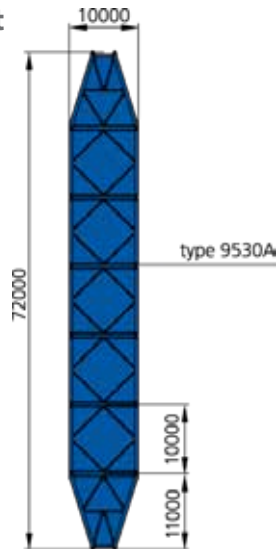


# Combinations

# CC 8800-1 BOOM BOOSTER

Kombinationen · Combinaisons · Combinazioni ·  
Combinaciones · Combinações · Комбинации

Boom Booster Kit  
72 m



Boom combination chart · Übersicht der Auslegerkombinationen · Tableau de compatibilité · Schema di combinazione del braccio · Tabla de combinación de pluma · Tabela de combinação com lanças · Диаграмма комбинаций стрелы

Variation Variante Variante Variazione Variante Variação Вариант	Lengths of luffing jib Länge wippbarer Hilfsausleger Longueur de la flèche Lungh. del jib brandeggiante Longitudes del plumín abatible Comprim. da lança articulada Длина подъемной стрелы	Lengths of main boom (m) Hauptauslegerlänge (m) · Longueur de la flèche principale (en m) Lunghezze del braccio base (m) · Longitudes de la pluma principal (m) Comprimentos da lança principal (m) · Длины основной стрелой (м)																	
		66	72	76	82	86	92	96	102	108	114	120	126	132	138	144	150	156	
BSSL		X	X	X	X	X	X	X	X	X	X	X	X	X	X	X	X	X	
BSSL+LF											X	X	X	X	X	O			
BSWSL (88°)	36 m	X	X	X	X	X													
BSWSL (85°)	42 m	X	X	X	X	X	X	X											
BSWSL (75°)	48 m	X	X	X	X	X	X	X	X	X									
BSWSL (65°)	54 m	X	X	X	X	X	X	X	X	X	X	O							
	60 m	X	X	X	X	X	X	X	X	X	X	O							
	66 m	X	X	X	X	X	X	X	X	X	X	O							
	72 m	X	X	X	X	X	X	X	X	X	X	O							
	BSFSL (15°)	78 m	X	X	X	X	X	X	X	X	X	X	O						
		84 m	X	X	X	X	X	X	X	X	X	X	O						
		90 m	X	X	X	X	X	X	X	X	X	X	O						
		96 m	X	X	X	X	X	X	X	X	X	X	O						
102 m		X	X	X	X	X	X	X	X	X	X	O							
108 m		X	X	X	X	X	X	X	X	X	X	O							
BSFVL 15°	114 m	X	X	X	X	X	X	X	X	X	O								
	120 m	X	X	X	X	X	X	X	X	X	O								
	BSFVL 15°	12 m	X	X	X	X	X	X	X	X	X	O							
			X	X	X	X	X	X	X	X	X	O							

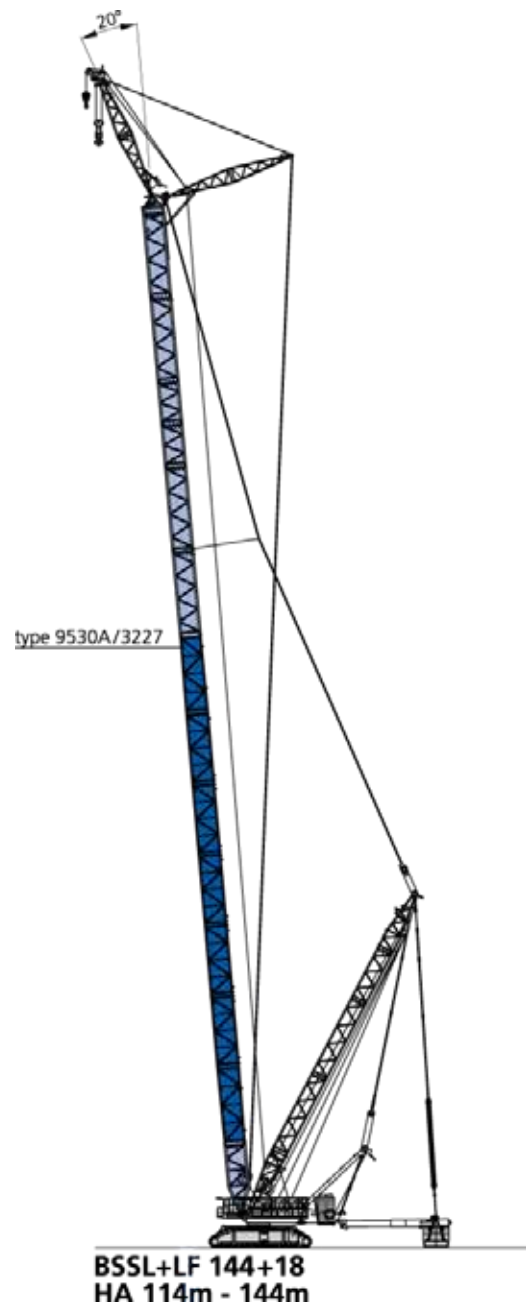
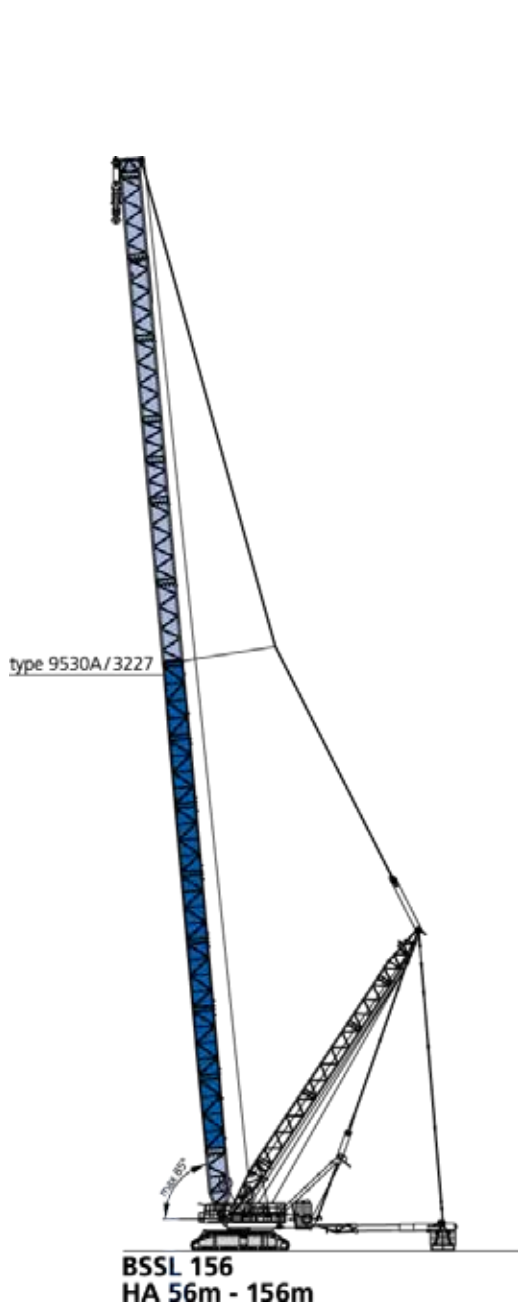
O Superlift counterweight for erection > 640 t · Superlift-Gegengewicht zum Aufrichten des Auslegers > 640 t · Contrepoids d'installation Superlift > 640 t · Contrappeso Superlift per il montaggio > 640 t · Contrapeso Superlift para montaje > 640 t · Contrapeso do Superlift para montagem > 640 t · Противовес Superlift для подъема > 640 т

All Superlift combinations can be erected or lowered to the ground without assisting equipment. · Alle Superlift-Kombinationen können ohne Hilfsgeräte aufgerichtet oder auf den Boden abgesenkt werden. · Le kit peut être monté ou démonté de la Superlift sans équipement annexe. · Tutte le combinazioni Superlift possono essere alzate o abbassate a terra senza attrezzatura di supporto. · Todas las combinaciones Superlift se pueden erigir o descender al terreno sin equipos auxiliares. · Todas as combinações do Superlift podem ser montadas ou baixadas ao solo sem equipamento de apoio. · Все комбинации Superlift могут быть подняты или опущены на землю без использования вспомогательного оборудования.

# Combinations

## CC 8800-1 BOOM BOOSTER

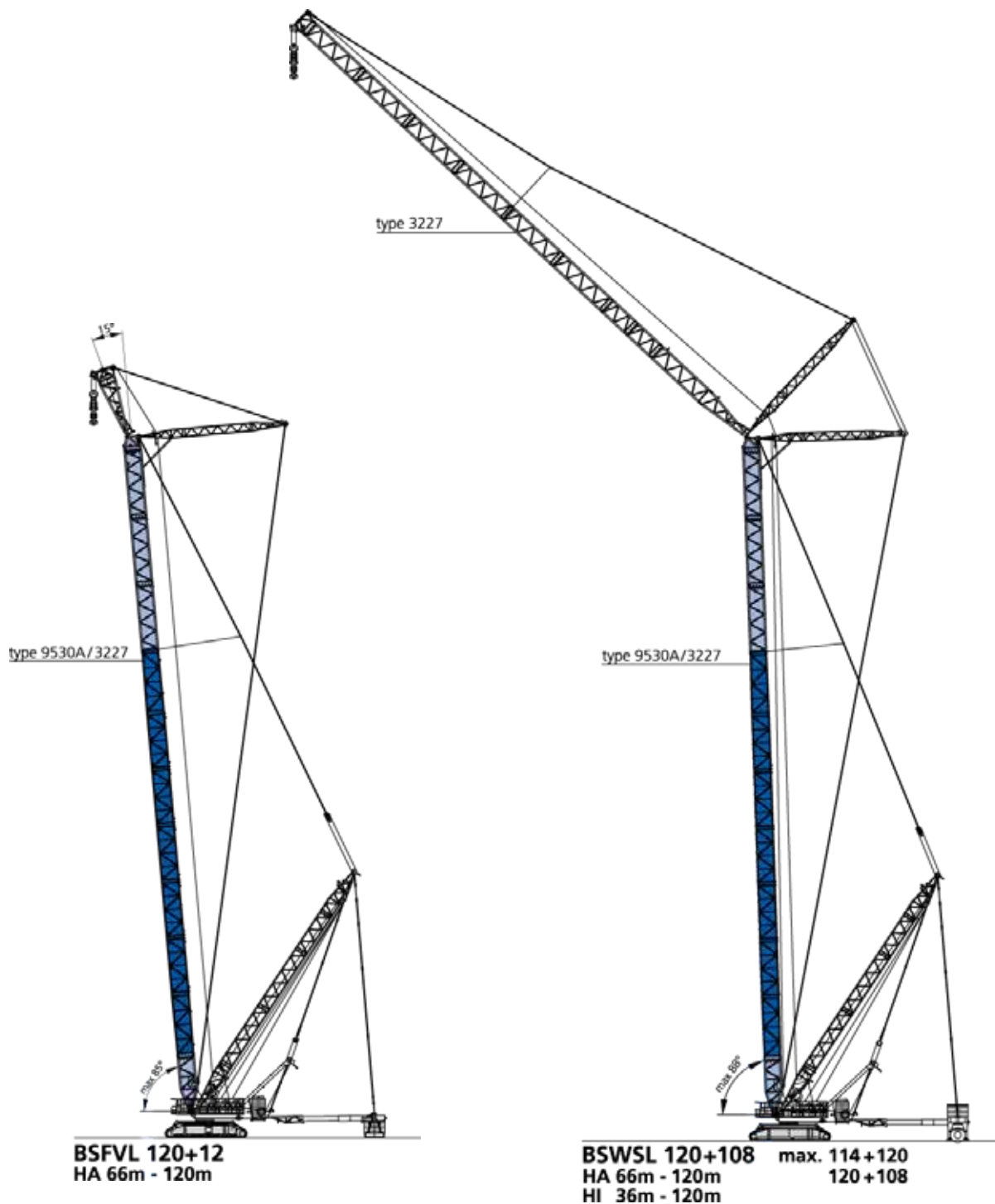
Kombinationen · Combinaisons · Combinazioni ·  
Combinaciones · Combinações · Комбинации

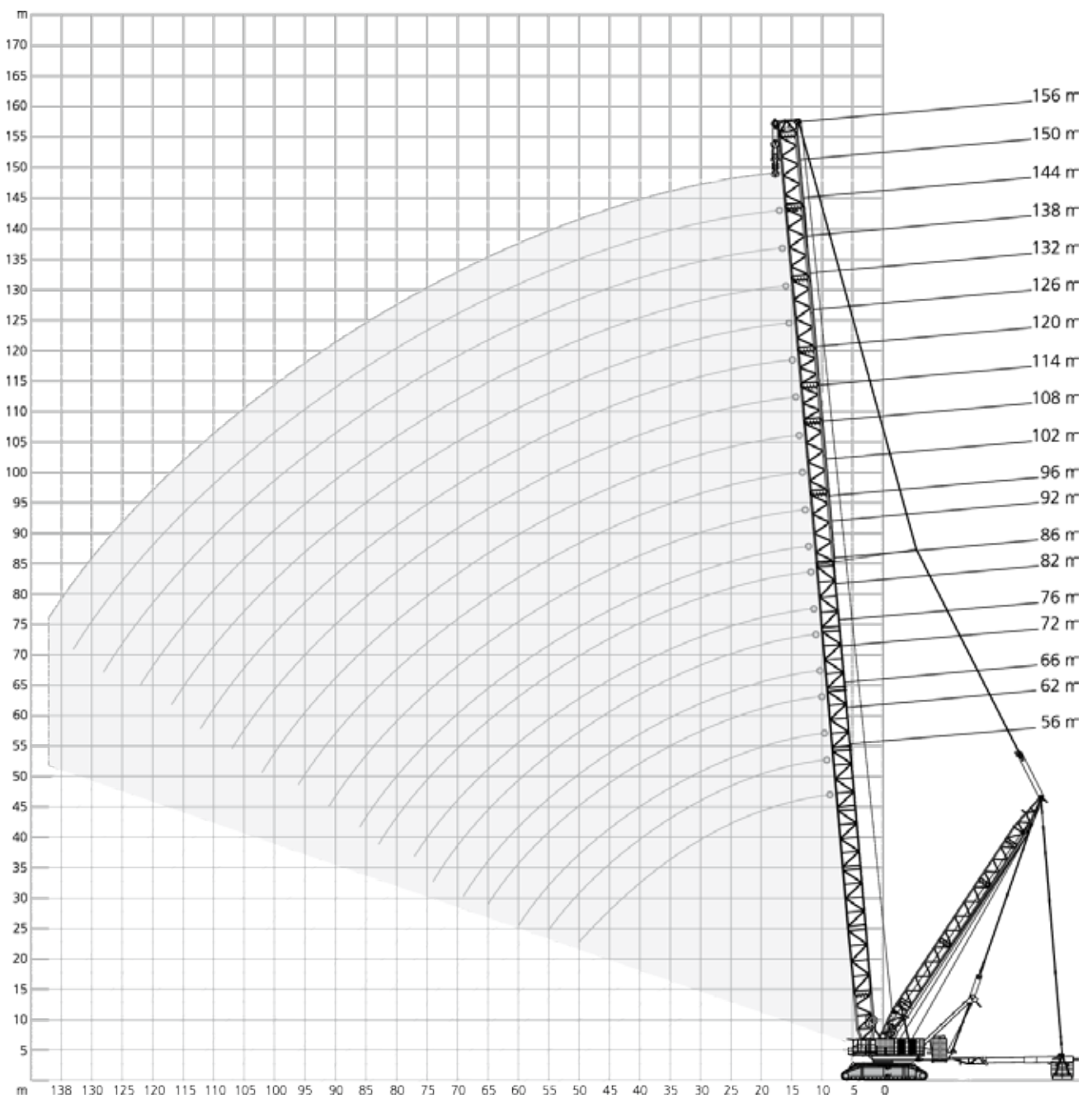


# Combinations

## CC 8800-1 BOOM BOOSTER

Kombinationen · Combinaisons · Combinazioni ·  
Combinaciones · Combinações · Комбинации







295 t + 60 t		19-30 m			10,5 m			9.8 m/s			360°			ISO	
		56 m			62 m			66 m			72 m				
		0t	max. 640t	max. 800t	0t	max. 640t	max. 800t	0t	max. 640t	max. 800t	0t	max. 640t	max. 800t		
m	t	t	t	t	t	t	t	t	t	t	t	t	t	m	
10	-	1556,0	1558,0	-	-	-	-	-	-	-	-	-	-	10	
11	716,0	1544,0	1544,0	-	1497,0	1500,0	-	1484,0	1486,0	-	1426,0	1428,0	11		
12	647,0	1505,0	1505,0	617,0	1497,0	1497,0	595,0	1484,0	1486,0	-	1426,0	1428,0	12		
13	593,5	1468,5	1468,5	567,5	1460,5	1460,5	547,5	1449,0	1450,0	521,0	1415,5	1416,5	13		
14	540,0	1432,0	1432,0	518,0	1424,0	1424,0	500,0	1414,0	1414,0	479,0	1405,0	1405,0	14		
16	461,0	1365,0	1365,0	444,0	1357,0	1357,0	428,0	1348,0	1348,0	412,0	1339,0	1339,0	16		
18	400,0	1272,0	1304,0	386,0	1266,0	1296,0	372,0	1258,0	1287,0	359,0	1252,0	1278,0	18		
20	352,0	1156,0	1248,0	340,0	1151,0	1240,0	327,0	1142,0	1231,0	316,0	1136,0	1222,0	20		
22	301,0	1054,0	1197,0	298,0	1050,0	1189,0	291,0	1042,0	1179,0	280,0	1038,0	1171,0	22		
24	260,0	961,0	1111,0	258,0	957,0	1107,0	252,0	950,0	1099,0	250,0	945,0	1094,0	24		
26	228,0	883,0	1021,0	226,0	879,0	1017,0	220,0	871,0	1009,0	217,0	867,0	1005,0	26		
28	202,0	815,0	944,0	199,0	811,0	940,0	193,0	804,0	932,0	191,0	799,0	927,0	28		
30	179,0	757,0	867,0	177,0	753,0	873,0	171,0	745,0	865,0	168,0	740,0	860,0	30		
34	145,0	660,0	723,0	142,0	656,0	762,0	135,0	648,0	754,0	132,0	644,0	750,0	34		
38	118,0	584,0	609,0	115,0	579,0	651,0	107,0	571,0	667,0	104,0	567,0	662,0	38		
42	97,5	516,0	532,0	94,0	518,0	557,0	86,0	510,0	573,0	82,5	505,0	591,0	42		
46	81,0	437,0	459,0	77,0	466,0	479,0	69,0	458,0	495,0	65,0	454,0	519,0	46		
50	68,5	374,0	388,0	63,5	411,0	431,0	55,5	414,0	429,0	51,5	409,0	454,0	50		
51	65,5	366,0	371,0	60,8	396,0	416,0	52,9	403,0	415,0	48,7	399,7	439,7	51		
54	-	-	-	53,0	351,0	371,0	45,1	370,0	388,0	40,4	372,0	397,0	54		
57	-	-	-	47,0	316,0	329,0	38,6	330,2	349,0	33,6	348,7	359,5	57		
58	-	-	-	-	-	-	36,5	317,0	336,0	31,4	341,0	351,0	58		
60	-	-	-	-	-	-	32,9	292,0	311,0	27,7	321,0	334,5	60		
62	-	-	-	-	-	-	-	-	-	24,1	301,0	318,0	62		
64	-	-	-	-	-	-	-	-	-	21,0	279,0	296,6	64		
65	-	-	-	-	-	-	-	-	-	-	268,0	286,0	65		







		76 m			82 m			86 m			92 m			96 m				
		0t	max. 640t	max. 800t	0t	max. 640t	max. 800t	0t	max. 640t	max. 800t	0t	max. 640t	max. 800t	0t	max. 640t	max. 800t		
m	t	t	t	t	t	t	t	t	t	t	t	t	t	t	t	t	m	
12	-	1378,0	1382,0	-	1271,0	1275,0	-	-	-	-	-	-	-	-	-	-	12	
13	501,0	1374,0	1382,0	-	1271,0	1275,0	-	1222,0	1226,0	-	1133,0	1138,0	-	-	-	-	13	
14	462,0	1370,0	1382,0	443,0	1271,0	1275,0	426,0	1218,0	1226,0	-	1133,0	1138,0	-	1087,0	1094,0	-	14	
15	429,5	1349,5	1355,5	412,0	1261,5	1274,5	396,5	1208,5	1223,0	379,0	1125,5	1136,0	-	1079,0	1090,0	-	15	
16	397,0	1329,0	1329,0	381,0	1252,0	1274,0	367,0	1199,0	1220,0	353,0	1118,0	1134,0	339,0	1071,0	1086,0	-	16	
18	345,0	1244,0	1269,0	332,0	1233,0	1262,0	319,0	1180,0	1210,0	307,0	1102,0	1126,0	295,0	1056,0	1078,0	-	18	
20	303,0	1129,0	1213,0	292,0	1124,0	1206,0	281,0	1117,0	1197,0	270,0	1087,0	1117,0	259,0	1040,0	1070,0	-	20	
22	269,0	1031,0	1162,0	259,0	1027,0	1155,0	248,0	1020,0	1146,0	239,0	1013,0	1093,0	228,0	1008,0	1059,0	-	22	
24	240,0	938,0	1087,0	231,0	935,0	1084,0	221,0	929,0	1078,0	212,0	924,0	1050,0	203,0	919,0	1019,0	-	24	
26	212,0	860,0	998,0	207,0	857,0	995,0	197,0	850,0	988,0	190,0	845,0	983,0	180,0	840,0	978,0	-	26	
28	185,0	792,0	921,0	184,0	789,0	918,0	177,0	783,0	911,0	170,0	778,0	906,0	161,0	773,0	901,0	-	28	
30	163,0	734,0	853,0	161,0	731,0	850,0	156,0	724,0	844,0	152,0	719,0	839,0	144,0	714,0	834,0	-	30	
34	126,0	637,0	743,0	124,0	634,0	740,0	118,0	627,0	733,0	114,0	622,0	728,0	109,0	617,0	723,0	-	34	
38	97,5	560,0	655,0	95,5	557,0	652,0	89,5	550,0	645,0	85,5	545,0	640,0	81,0	541,0	636,0	-	38	
42	76,0	498,0	584,0	73,5	495,0	581,0	67,5	488,0	574,0	63,0	483,0	569,0	58,5	478,0	565,0	-	42	
46	58,5	447,0	525,0	56,0	443,0	522,0	49,9	437,0	516,0	45,6	432,0	511,0	41,1	427,0	506,0	-	46	
50	44,7	402,0	462,0	42,0	399,0	473,0	35,6	392,0	466,0	31,3	388,0	461,0	26,6	383,0	456,0	-	50	
52	39,0	383,5	434,0	36,2	380,5	447,0	29,7	373,5	444,5	25,2	369,0	440,0	20,4	364,0	435,0	-	52	
53	36,2	374,2	420,0	33,3	371,2	434,0	26,8	364,2	433,7	22,2	359,5	429,5	-	354,5	424,5	-	53	
54	33,4	365,0	406,0	30,4	362,0	421,0	23,9	355,0	423,0	-	350,0	419,0	-	345,0	414,0	-	54	
55	31,0	357,0	393,7	28,0	354,0	409,2	21,3	347,0	411,5	-	342,0	409,7	-	337,0	405,0	-	55	
58	24,1	333,0	357,0	20,8	330,0	374,0	-	323,0	377,0	-	318,0	382,0	-	313,0	378,0	-	58	
60	20,1	319,5	334,5	-	316,0	352,5	-	309,0	356,0	-	304,0	362,0	-	299,0	360,5	-	60	
62	-	306,0	316,0	-	302,0	331,0	-	295,0	335,0	-	290,0	342,0	-	285,0	343,0	-	62	
66	-	272,0	288,0	-	278,0	292,0	-	271,0	297,0	-	266,0	306,0	-	261,0	308,0	-	66	
69	-	242,0	259,0	-	262,2	272,2	-	255,2	271,5	-	250,2	282,0	-	244,5	284,0	-	69	
70	-	-	-	-	257,0	267,0	-	250,0	263,0	-	245,0	274,0	-	239,0	276,0	-	70	
74	-	-	-	-	223,0	238,0	-	231,0	240,0	-	226,0	243,0	-	221,0	246,0	-	74	
77	-	-	-	-	-	-	-	208,0	222,0	-	214,0	222,2	-	208,2	225,7	-	77	
78	-	-	-	-	-	-	-	-	-	-	210,0	218,0	-	204,0	219,0	-	78	
82	-	-	-	-	-	-	-	-	-	-	188,0	201,0	-	189,0	197,0	-	82	
83	-	-	-	-	-	-	-	-	-	-	181,0	195,0	-	183,7	193,0	-	83	
86	-	-	-	-	-	-	-	-	-	-	-	-	-	168,0	181,0	-	86	

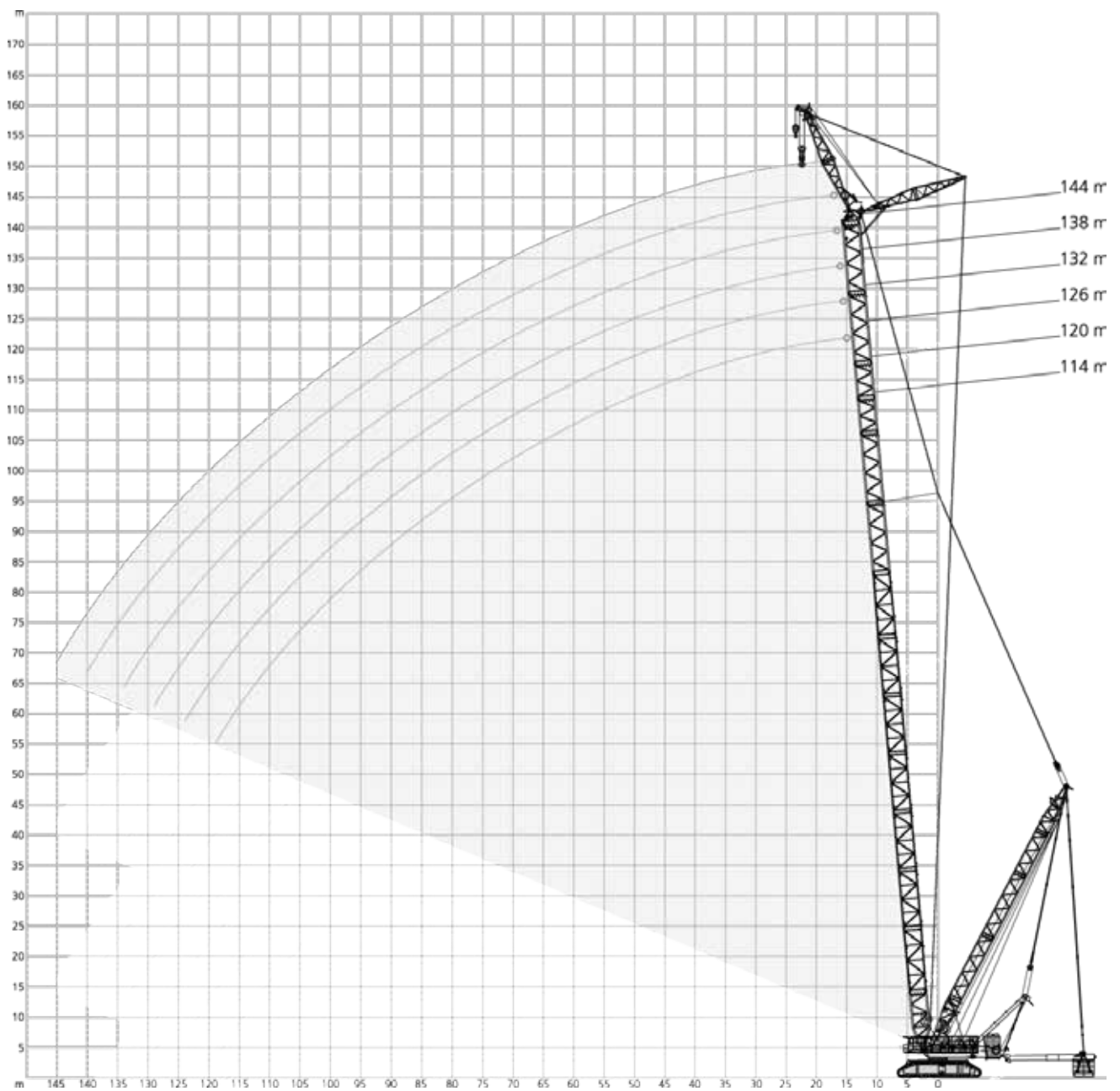
0t 460t 560t 640t 720t 800t

295 t + 60 t		19-30 m			10,5 m			9.8 m/s			360°			ISO	
102 m		108 m			114 m			120 m			126 m				
0 t	max. 640 t	max. 800 t	0 t	max. 640 t	max. 800 t	0 t	max. 640 t	max. 800 t	0 t	max. 640 t	max. 800 t	0 t	max. 640 t	max. 800 t	
m	t	t	t	t	t	t	t	t	t	t	t	t	t	t	m
14	-	1010,0	1016,0	-	-	-	-	-	-	-	-	-	-	-	14
15	-	1004,0	1013,0	-	927,0	933,0	-	-	-	-	-	-	-	-	15
16	325,0	998,0	1010,0	-	923,0	932,0	-	850,0	860,0	-	796,0	803,0	-	-	16
17	304,0	992,0	1007,0	293,0	919,5	930,5	-	848,0	857,0	-	791,5	801,0	-	727,0	735,0
18	283,0	986,0	1004,0	274,0	916,0	929,0	263,0	846,0	857,0	256,0	791,0	799,0	-	726,0	735,0
19	266,0	980,0	1001,0	257,5	912,5	928,0	247,0	844,5	857,0	240,5	790,5	797,5	230,0	726,0	734,0
20	249,0	974,0	998,0	241,0	909,0	927,0	231,0	843,0	857,0	225,0	790,0	797,0	216,0	726,0	733,0
22	219,0	962,0	992,0	213,0	901,0	924,0	204,0	839,0	857,0	199,0	789,0	797,0	191,0	726,0	732,0
24	195,0	915,0	971,0	189,0	894,0	922,0	180,0	836,0	857,0	177,0	788,0	797,0	169,0	726,0	730,0
26	173,0	837,0	936,0	168,0	836,0	893,0	160,0	825,0	847,0	157,0	787,0	797,0	150,0	726,0	730,0
28	154,0	769,0	898,0	150,0	768,0	863,0	143,0	766,0	816,0	140,0	763,0	781,0	133,0	722,0	727,0
30	138,0	711,0	831,0	134,0	710,0	830,0	127,0	708,0	780,0	125,0	708,0	760,0	118,0	691,0	711,0
34	107,0	614,0	720,0	106,0	613,0	719,0	101,0	611,0	709,0	99,0	612,0	718,0	93,0	609,0	679,0
38	78,5	537,0	632,0	78,0	536,0	631,0	77,0	534,0	629,0	78,0	535,0	630,0	72,5	532,0	627,0
42	56,0	475,0	561,0	55,5	474,0	560,0	54,5	472,0	558,0	56,0	473,0	559,0	53,5	470,0	556,0
46	38,4	423,0	502,0	37,7	422,0	501,0	36,6	420,0	499,0	38,0	421,0	500,0	35,6	418,0	497,0
50	23,8	379,0	453,0	23,1	378,0	451,0	21,9	377,0	450,0	23,2	377,0	450,0	20,7	374,0	447,0
51	20,6	369,7	442,5	-	368,5	440,5	-	367,5	439,2	-	367,5	439,5	-	364,5	436,5
54	-	342,0	411,0	-	340,0	409,0	-	339,0	407,0	-	339,0	408,0	-	336,0	405,0
58	-	309,0	374,0	-	308,0	373,0	-	306,0	371,0	-	307,0	372,0	-	304,0	369,0
62	-	281,0	343,0	-	280,0	342,0	-	278,0	339,0	-	279,0	340,0	-	276,0	337,0
66	-	257,0	312,0	-	255,0	314,0	-	253,0	312,0	-	254,0	312,0	-	251,0	309,0
70	-	235,0	281,0	-	234,0	286,0	-	232,0	287,0	-	232,0	288,0	-	229,0	284,0
74	-	216,0	253,0	-	215,0	259,0	-	213,0	261,0	-	213,0	265,0	-	210,0	263,0
78	-	200,0	227,0	-	198,0	234,0	-	195,0	237,0	-	196,0	242,0	-	193,0	241,0
82	-	185,0	203,0	-	183,0	211,0	-	180,0	215,0	-	181,0	221,0	-	177,0	220,0
86	-	172,0	180,0	-	169,0	189,0	-	167,0	194,0	-	167,0	201,0	-	163,0	201,0
90	-	156,0	167,0	-	157,6	169,0	-	155,0	168,6	-	155,0	182,3	-	151,0	183,6
91	-	152,0	164,0	-	154,8	164,0	-	152,0	162,3	-	152,0	177,6	-	148,0	179,3
94	-	-	-	-	145,5	153,5	-	138,6	145,3	-	143,6	164,6	-	139,6	166,6
96	-	-	-	-	139,0	148,0	-	128,3	135,6	-	138,3	156,3	-	134,3	158,3
98	-	-	-	-	-	-	-	118,0	126,0	-	133,0	148,0	-	129,0	150,0
102	-	-	-	-	-	-	-	98,5	103,0	-	123,6	132,0	-	119,6	135,3
106	-	-	-	-	-	-	-	-	-	-	114,3	121,0	-	111,0	120,6
107	-	-	-	-	-	-	-	-	-	-	112,0	119,0	-	109,0	117,0
110	-	-	-	-	-	-	-	-	-	-	-	-	-	103,0	109,0
112	-	-	-	-	-	-	-	-	-	-	-	-	-	99,5	105,0

	0 t	460 t	560 t	640 t	720 t	800 t
--	-----	-------	-------	-------	-------	-------

295 t + 60 t		19-30 m		10,5 m		9.8 m/s		360°		ISO	
132 m		138 m			144 m		150 m		156 m		
0 t		max. 640 t		max. 800 t		0 t		max. 640 t		max. 800 t	
m	t	t	t	t	t	t	t	t	t	t	m
17	-	660,0	-	-	-	-	-	-	-	-	17
18	-	660,0	668,0	-	606,0	612,0	-	-	-	-	18
19	-	660,0	668,0	-	604,0	612,0	-	555,0	560,0	-	19
20	206,0	660,0	668,0	198,0	604,0	612,0	-	554,0	560,0	-	20
21	194,0	660,0	668,0	186,5	604,0	612,0	177,0	554,0	560,0	-	21
22	182,0	660,0	668,0	175,0	604,0	612,0	166,0	554,0	560,0	163,0	22
23	171,5	660,0	668,0	164,5	604,0	612,0	156,0	554,0	560,0	153,5	23
24	161,0	660,0	668,0	154,0	604,0	612,0	146,0	554,0	560,0	144,0	24
26	142,0	660,0	668,0	136,0	604,0	612,0	129,0	554,0	560,0	127,0	26
28	126,0	660,0	668,0	120,0	604,0	612,0	113,0	554,0	560,0	112,0	28
30	111,0	643,0	657,0	106,0	603,0	612,0	99,5	552,0	560,0	99,0	30
34	87,0	594,0	634,0	82,5	563,0	592,0	76,0	530,0	538,0	76,0	34
38	67,0	527,0	611,0	62,5	522,0	576,0	57,0	497,0	513,0	57,0	38
42	46,7	465,0	551,0	46,5	465,0	551,0	41,1	460,0	490,0	41,6	42
43	-	452,0	536,2	42,9	452,2	536,2	37,6	447,2	481,7	38,2	43
45	-	426,0	506,7	-	426,7	506,7	30,7	421,7	467,2	31,5	45
46	-	413,0	492,0	-	414,0	492,0	-	409,0	460,0	28,2	46
47	-	402,2	479,7	-	403,0	479,7	-	398,0	451,7	25,1	47
50	-	370,0	443,0	-	370,0	443,0	-	365,0	427,0	-	50
54	-	332,0	400,0	-	332,0	400,0	-	328,0	393,0	-	54
58	-	299,0	364,0	-	299,0	364,0	-	295,0	358,0	-	58
62	-	271,0	332,0	-	271,0	332,0	-	267,0	326,0	-	62
66	-	246,0	304,0	-	246,0	304,0	-	242,0	297,0	-	66
70	-	225,0	280,0	-	224,0	280,0	-	220,0	265,0	-	70
74	-	205,0	247,0	-	205,0	258,0	-	200,0	232,0	-	74
78	-	188,0	234,0	-	188,0	237,0	-	183,0	201,0	-	78
82	-	172,0	217,0	-	172,0	217,0	-	167,0	177,0	-	82
86	-	159,0	198,0	-	158,0	199,0	-	153,0	168,0	-	86
90	-	146,3	181,3	-	145,3	183,0	-	141,0	158,6	-	90
94	-	134,6	165,3	-	133,6	167,6	-	129,6	149,3	-	94
98	-	124,0	150,0	-	123,0	153,0	-	119,0	140,0	-	98
102	-	114,6	136,0	-	113,6	139,0	-	109,0	130,6	-	102
106	-	106,1	122,3	-	105,0	125,6	-	100,0	121,0	-	106
110	-	98,5	109,0	-	97,0	113,0	-	92,0	111,0	-	110
114	-	91,5	97,0	-	90,0	101,0	-	84,6	100,0	-	114
117	-	86,5	92,0	-	84,9	92,0	-	79,4	91,7	-	117
118	-	-	-	-	83,3	89,0	-	77,8	89,0	-	118
122	-	-	-	-	77,0	82,0	-	71,5	78,0	-	122
126	-	-	-	-	-	-	-	65,1	67,3	-	126
128	-	-	-	-	-	-	-	62,0	62,0	-	128
130	-	-	-	-	-	-	-	-	-	-	130
133	-	-	-	-	-	-	-	-	-	-	133
134	-	-	-	-	-	-	-	-	-	-	134
137	-	-	-	-	-	-	-	-	-	-	137

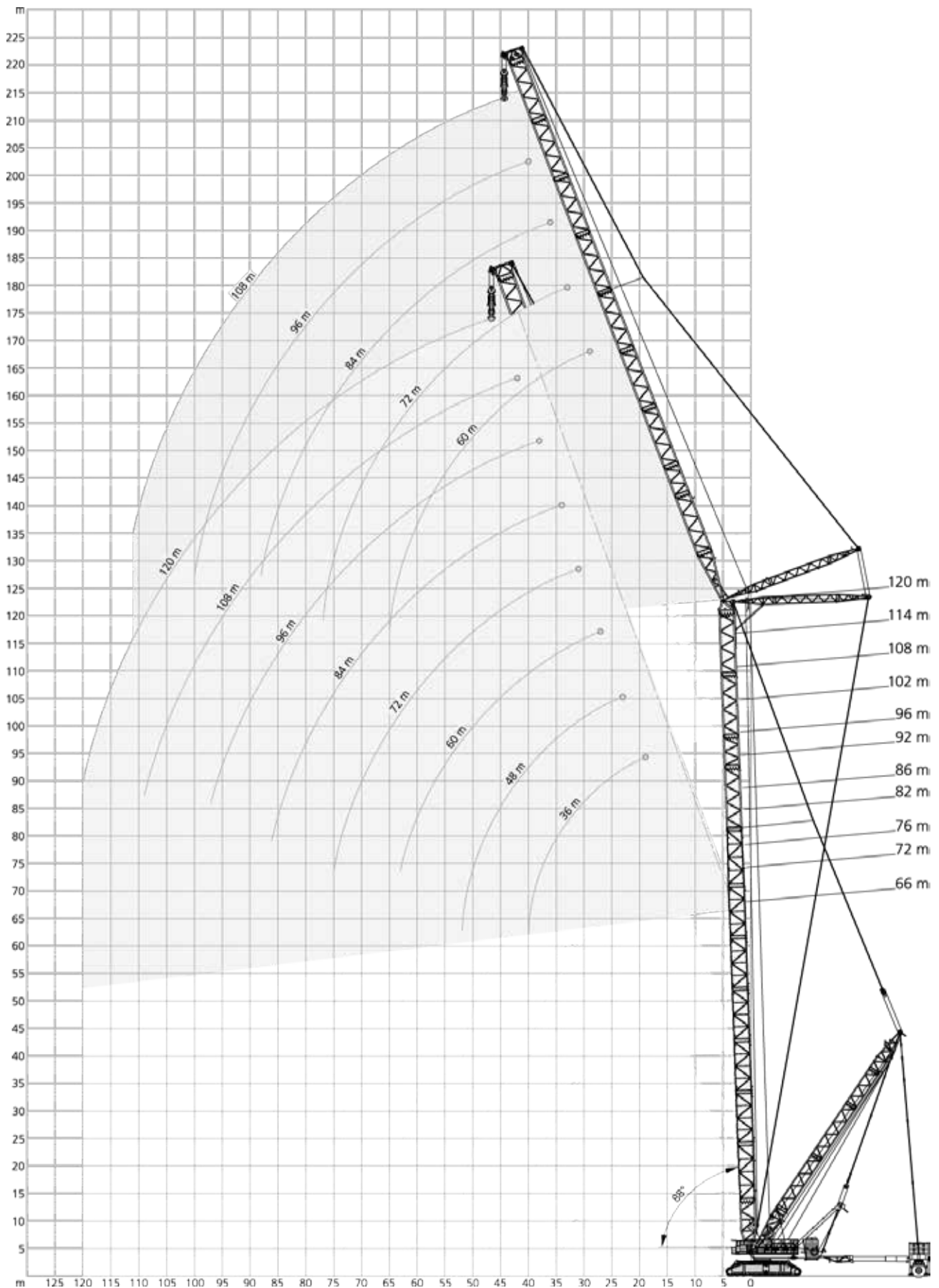









295 t + 60 t		19-30 m		10,5 m		9.8 m/s		360°		ISO	
114 m		120 m		126 m		132 m		138 m		144 m	
0t		0-640t		0t		0-640t		0t		0-640t	
m	t	t	t	t	t	t	t	t	t	t	m
21	215,0	400,0	206,0	400,0	-	-	-	-	-	-	21
22	202,0	400,0	194,0	400,0	185,0	400,0	177,0	400,0	-	-	22
23	190,5	400,0	183,0	400,0	174,5	400,0	166,5	400,0	159,0	400,0	23
24	179,0	400,0	172,0	400,0	164,0	400,0	156,0	400,0	150,0	400,0	24
26	160,0	400,0	153,0	400,0	145,0	400,0	138,0	400,0	132,0	400,0	26
28	142,0	400,0	136,0	400,0	129,0	400,0	122,0	400,0	116,0	400,0	28
30	127,5	400,0	121,5	400,0	115,0	400,0	108,5	400,0	102,7	400,0	30
34	101,5	400,0	95,7	400,0	89,7	400,0	83,7	400,0	78,5	400,0	34
38	80,2	400,0	75,0	400,0	69,0	400,0	63,2	400,0	58,6	400,0	38
42	62,2	400,0	57,5	400,0	51,7	400,0	46,3	400,0	42,1	400,0	42
43	58,1	400,0	53,5	400,0	47,8	400,0	42,5	400,0	38,2	400,0	43
44	54,0	400,0	49,6	400,0	-	400,0	38,7	400,0	34,4	400,0	44
46	47,2	400,0	42,7	400,0	-	400,0	-	398,0	27,7	393,0	46
50	34,5	386,5	30,0	385,0	-	383,0	-	374,0	-	357,0	50
53	25,8	361,3	21,4	360,0	-	356,7	-	340,5	-	329,7	53
54	23,2	349,6	-	350,3	-	347,5	-	329,0	-	320,5	54
55	20,6	338,0	-	340,6	-	338,2	-	317,5	-	311,2	55
58	-	310,0	-	309,0	-	311,0	-	283,5	-	284,0	58
62	-	282,5	-	275,5	-	273,0	-	241,0	-	248,0	62
66	-	257,5	-	252,0	-	250,5	-	214,0	-	216,0	66
70	-	232,6	-	228,0	-	227,5	-	193,5	-	194,0	70
74	-	209,3	-	204,0	-	204,5	-	174,5	-	174,0	74
78	-	195,5	-	183,0	-	181,0	-	154,0	-	156,0	78
82	-	184,0	-	171,5	-	163,5	-	133,0	-	137,3	82
86	-	172,0	-	160,5	-	152,7	-	118,5	-	117,5	86
90	-	160,0	-	149,5	-	142,2	-	109,5	-	105,0	90
94	-	148,3	-	138,5	-	131,4	-	100,2	-	95,6	94
98	-	137,0	-	127,5	-	120,3	-	90,7	-	86,8	98
102	-	127,2	-	119,0	-	110,7	-	81,3	-	78,0	102
106	-	117,7	-	113,0	-	102,2	-	72,1	-	69,0	106
110	-	107,8	-	106,0	-	95,8	-	64,7	-	60,3	110
114	-	97,6	-	98,0	-	91,6	-	60,2	-	53,2	114
118	-	85,5	-	89,0	-	85,3	-	56,8	-	48,0	118
119	-	82,0	-	86,5	-	83,3	-	56,0	-	47,1	119
122	-	-	-	76,9	-	77,1	-	53,6	-	44,6	122
124	-	-	-	70,5	-	73,0	-	52,0	-	43,0	124
126	-	-	-	-	-	67,2	-	50,4	-	41,4	126
129	-	-	-	-	-	58,5	-	48,0	-	38,9	129
130	-	-	-	-	-	-	-	47,2	-	38,0	130
134	-	-	-	-	-	-	-	44,0	-	34,7	134
138	-	-	-	-	-	-	-	-	-	31,3	138
140	-	-	-	-	-	-	-	-	-	29,7	140
142	-	-	-	-	-	-	-	-	-	-	142
145	-	-	-	-	-	-	-	-	-	-	145


0t
140 t
240 t
340 t
440 t
540 t
640 t





295 t + 60 t 19-30 m 10,5 m 9.8 m/s 360° ISO						
66 m + 36 m						
m	BSWSL				BSFSL	
	0 t		0 t-800 t		t	t
	88°/85°	88°/85°	75°	65°		
19	-	647,0*	-	-	-	-
20	-	629,0*	-	-	-	-
21	316,0*	612,0*	-	-	-	-
22	302,0*	595,0*	-	-	-	-
24	278,0*	563,0*	-	-	-	-
25	267,5*	666,0	-	-	683,0	-
26	257,0*	647,0	-	-	683,0	-
28	238,0*	612,0	-	-	683,0	-
30	222,0*	580,0	-	-	683,0	-
34	195,0*	498,0	-	-	670,0	-
38	170,0*	421,0	-	-	654,0	-
40	158,0*	390,0	-	-	624,0	-
42	138,0	363,0	-	-	594,0	-
43	133,5	347,0	558,0	-	578,5	-
44	129,0	331,0	531,0	-	563,0	-
46	-	-	485,0	-	532,0	-
50	-	-	412,0	-	480,0	-
54	-	-	356,0	-	435,0	-
55	-	-	345,0	-	424,0	-
58	-	-	-	-	391,0	-
59	-	-	-	390,0	380,5	-
62	-	-	-	367,0	349,0	-
66	-	-	-	341,0	312,0	-
70	-	-	-	-	278,0	-
74	-	-	-	-	248,0	-
78	-	-	-	-	222,0	-
82	-	-	-	-	205,0	-
86	-	-	-	-	181,0	-
90	-	-	-	-	158,0	-
94	-	-	-	-	135,0	-

66 m + 60 m						
m	BSWSL				BSFSL	
	0 t		0 t-800 t		t	t
	88°/85°	88°/85°	75°	65°		
27	-	444,0*	-	-	-	-
28	-	434,0*	-	-	-	-
29	203,0*	425,0*	-	-	-	-
30	196,0*	416,0*	-	-	-	-
34	172,0*	474,0	-	-	484,0	-
38	152,0*	436,0	-	-	484,0	-
42	136,0*	401,0	-	-	484,0	-
46	122,0*	354,0	-	-	467,0	-
50	109,0*	313,0	-	-	436,0	-
54	97,5*	280,0	-	-	409,0	-
57	89,5*	257,5	358,0	-	391,0	-
58	87,0*	250,0	347,0	-	385,0	-
62	78,0*	218,0	308,0	-	363,0	-
63	76,0*	210,0	299,0	-	357,5	-
66	63,0	185,0	275,0	-	341,0	-
67	61,5	176,0	268,0	-	333,0	-
70	-	-	249,0	-	309,0	-
74	-	-	226,0	-	280,0	-
76	-	-	210,0	276,0	267,0	-
78	-	-	194,0	268,0	254,0	-
82	-	-	-	242,0	230,0	-
86	-	-	-	221,0	208,0	-
89	-	-	-	205,0	193,0	-
90	-	-	-	-	188,0	-
94	-	-	-	-	169,0	-
98	-	-	-	-	156,0	-
102	-	-	-	-	141,5	-
106	-	-	-	-	127,0	-
110	-	-	-	-	112,0	-
114	-	-	-	-	97,0	-
118	-	-	-	-	82,0	-

66 m + 48 m						
m	BSWSL				BSFSL	
	0 t		0 t-800 t		t	t
	88°/85°	88°/85°	75°	65°		
23	-	535,0*	-	-	-	-
24	-	522,0*	-	-	-	-
25	250,0*	509,0*	-	-	-	-
26	241,0*	497,0*	-	-	-	-
28	224,0*	474,0*	-	-	-	-
29	216,0*	566,0	-	-	573,0	-
30	208,0*	553,0	-	-	573,0	-
34	183,0*	502,0	-	-	573,0	-
38	162,0*	453,0	-	-	573,0	-
42	145,0*	391,0	-	-	557,0	-
46	127,0*	342,0	-	-	519,0	-
50	112,0*	303,0	443,0	-	485,0	-
52	106,0*	282,0	411,0	-	462,5	-
54	92,5	256,0	383,0	-	440,0	-
55	89,5	243,0	370,0	-	430,2	-
58	-	-	336,0	-	401,0	-
62	-	-	298,0	-	366,0	-
66	-	-	266,0	-	329,0	-
67	-	-	252,0	329,0	320,7	-
70	-	-	-	312,0	296,0	-
74	-	-	-	290,0	267,0	-
78	-	-	-	261,0	240,0	-
82	-	-	-	-	215,0	-
86	-	-	-	-	193,0	-
90	-	-	-	-	178,0	-
94	-	-	-	-	161,0	-
98	-	-	-	-	142,0	-
102	-	-	-	-	123,5	-
106	-	-	-	-	105,0	-

66 m + 72 m						
m	BSWSL				BSFSL	
	0 t		0 t-800 t		t	t
	88°/85°	88°/85°	75°	65°		
31	-	367,0*	-	-	-	-
33	166,0*	354,0*	-	-	-	-
34	161,0*	348,0*	-	-	-	-
38	142,0*	383,0	-	-	385,0	-
42	126,0*	376,0	-	-	385,0	-
46	113,0*	351,0	-	-	385,0	-
50	102,0*	316,0	-	-	383,0	-
54	92,0*	282,0	-	-	371,0	-
58	83,0*	253,0	-	-	348,0	-
62	74,0*	229,0	-	-	327,0	-
63	72,0*	222,5	302,0	-	322,6	-
66	66,5*	204,0	278,0	-	309,0	-
70	59,5*	180,0	250,0	-	292,0	-
74	53,5*	158,0	226,0	-	277,0	-
75	50,5*	152,5	221,0	-	273,5	-
78	41,1	135,0	206,0	-	263,0	-
82	-	-	187,0	-	239,0	-
84	-	-	176,0	231,0	228,5	-
86	-	-	166,0	220,0	218,0	-
90	-	-	143,0	201,0	198,0	-
94	-	-	-	184,0	180,0	-
98	-	-	-	169,0	162,0	-
100	-	-	-	159,0	154,2	-
102	-	-	-	-	146,5	-
106	-	-	-	-	135,0	-
110	-	-	-	-	125,0	-
114	-	-	-	-	112,0	-
118	-	-	-	-	99,0	-
122	-	-	-	-	86,0	-
126	-	-	-	-	73,5	-
130	-	-	-	-	60,5	-

0 t	280 t	400 t	520 t	640 t	720 t	800 t
-----	-------	-------	-------	-------	-------	-------

295 t + 60 t		19-30 m		10,5 m		9.8 m/s		360°		ISO	
66 m + 84 m		BSWSL		BSFSL		66 m + 96 m		BSWSL		BSFSL	
0 t		0 t-800 t		0 t		0 t-800 t		0 t		0 t-800 t	
88°/85°		88°/85°		75°		65°		88°/85°		88°/85°	
m	t	t	t	t	t	t	t	m	t	t	t
34	-	296,0*	-	-	-	-	-	38	-	226,0*	-
37	136,0*	289,0*	-	-	-	-	-	41	112,0*	223,0*	-
38	132,0*	287,0*	-	-	-	-	-	42	108,0*	222,0*	-
42	117,0*	304,0	-	-	-	-	-	46	96,0*	217,0*	-
43	113,5*	304,0	-	-	-	-	-	47	93,2*	226,0	-
46	104,0*	298,0	-	-	-	-	-	50	85,5*	223,0	-
50	93,0*	290,0	-	-	-	-	-	54	76,5*	220,0	-
54	83,5*	280,0	-	-	-	-	-	58	68,5*	217,0	-
58	75,0*	253,0	-	-	-	-	-	62	61,0*	214,0	-
62	68,0*	229,0	-	-	-	-	-	66	54,5*	206,0	-
66	60,5*	208,0	-	-	-	-	-	70	47,5*	188,0	-
70	55,5*	189,0	250,0	-	-	-	-	74	39,9*	171,0	-
74	50,0*	172,0	226,0	-	-	-	-	76	38,1*	164,0	210,0
78	44,6*	154,0	205,0	-	-	-	-	78	36,3*	157,0	203,0
82	39,8*	137,0	187,0	-	-	-	-	82	32,7*	145,0	185,0
86	35,4*	120,5	171,0	-	-	-	-	86	29,1*	131,0	169,0
90	22,1	103,0	158,0	-	-	-	-	90	25,5*	117,5	155,0
92	-	-	151,0	191,0	-	-	-	94	21,8*	105,0	143,0
94	-	-	144,0	183,0	-	-	-	96	20,0*	99,0	137,0
98	-	-	128,0	168,0	-	-	-	97	-	95,7	134,5
102	-	-	111,0	154,0	-	-	-	98	-	92,5	132,0
106	-	-	-	142,0	142,0	-	-	101	-	82,5	124,5
110	-	-	-	132,0	128,5	-	-	102	-	-	122,0
112	-	-	-	124,0	123,0	-	-	106	-	-	111,0
114	-	-	-	-	118,0	-	-	110	-	-	99,0
118	-	-	-	-	108,5	-	-	112	-	-	92,5
122	-	-	-	-	99,0	-	-	114	-	-	-
126	-	-	-	-	87,5	-	-	118	-	-	111,0
130	-	-	-	-	76,0	-	-	122	-	-	102,0
134	-	-	-	-	65,3	-	-	124	-	-	96,5
138	-	-	-	-	54,5	-	-	126	-	-	-
142	-	-	-	-	43,2	-	-	130	-	-	-
								134	-	-	-
								138	-	-	-
								142	-	-	-
								146	-	-	-
								150	-	-	-

0 t 280 t 400 t 520 t 640 t 720 t 800 t

6 m steps of luffing jib is standard · 6 m Stufung der Wippe ist Standard · Des paliers de 6 m sont de série pour la fléchette · Falcone standard con sezioni di 6 m · Incrementos de 6 m para plumín abatible son estándar · Lances de 6 m da lança auxiliar como padrão · 6 м шаг размера гуська является стандартом

\* Main boom angle 88° · Hauptauslegerwinkel 88° · Jarret de flèche principale 88° · Inclinazione braccio base 88° · Ángulo de pluma principal 88° · Ángulo da lança principal 88° · Угол подъема гл. стрелы 88°

Main boom angle 88°, 85°, 75° and 65°; capacities for intermediate boom positions are calculated by the crane control system IC-1  
 Hauptauslegerwinkel 88°, 85°, 75° und 65°; Traglasten für Zwischenstellungen des Hauptauslegers werden von der Kransteuerung IC-1 berechnet  
 Jarret de flèche principale 88°, 85°, 75° et 65°; le système de commande de la grue IC-1 calcule les charges pour les positions intermédiaires de la flèche  
 Inclinazione braccio base 88°, 85°, 75° e 65°; capacità per posizioni intermedie del braccio sono calcolate dal sistema di controllo della gru IC-1  
 Ángulo de pluma principal 88°, 85°, 75° y 65° las capacidades para posiciones de pluma intermedias son calculadas por el sistema de control de grúa IC-1  
 Ângulos da lança principal 88°, 85°, 75° e 65°; as capacidades para posições da lança intermediária são calculadas pelo sistema de controle da grua IC-1  
 Грузоподъемность при углах подъема главной стрелы 88°, 85°, 75° и 65°, грузоподъемность в промежуточных положениях стрелы рассчитывается системой управления краном IC-1



295 t + 60 t		19-30 m		10,5 m		9.8 m/s		360°		ISO					
66 m + 108 m						66 m + 120 m									
BSWSL						BSFSL									
0 t			0 t-800 t			0 t			0 t-800 t						
88°/85°		88°/85°		75°		65°		88°/85°		88°/85°		75°		65°	
m	t	t	t	t	t	m	t	t	t	t	t	m	t	t	t
42	-	168,0*	-	-	-	46	-	121,0*	-	-	-	46	-	-	-
45	91,0*	165,0*	-	-	-	49	73,0*	119,0*	-	-	-	49	73,0*	-	-
46	88,5*	165,0*	-	-	-	50	71,0*	118,0*	-	-	-	50	71,0*	-	-
50	78,0*	161,0*	-	-	-	54	62,0*	115,0*	-	-	-	54	62,0*	-	-
51	75,7*	166,0	-	-	166,0	56	56,5*	117,0	-	-	118,0	56	56,5*	-	118,0
54	69,5*	164,0	-	-	165,0	58	52,0*	116,0	-	-	117,0	58	52,0*	-	117,0
58	60,5*	161,0	-	-	163,0	62	44,0*	114,0	-	-	115,0	62	44,0*	-	115,0
62	52,5*	159,0	-	-	161,0	66	36,5*	111,0	-	-	113,0	66	36,5*	-	113,0
66	46,8*	156,0	-	-	159,0	70	31,5*	109,0	-	-	111,0	70	31,5*	-	111,0
70	40,6*	154,0	-	-	157,0	74	26,5*	107,0	-	-	109,0	74	26,5*	-	109,0
74	34,5*	152,0	-	-	154,0	78	21,5*	105,0	-	-	107,0	78	21,5*	-	107,0
78	28,3*	149,0	-	-	152,0	79	20,3*	104,5	-	-	106,5	79	20,3*	-	106,5
81	24,1*	143,0	151,0	-	149,7	82	-	103,0	-	-	105,0	82	-	-	105,0
82	23,0*	140,0	151,0	-	149,0	86	-	101,0	-	-	103,0	86	-	-	103,0
85	20,1*	131,2	150,0	-	147,5	87	-	100,5	103,0	-	102,5	87	-	-	102,5
86	-	128,5	150,0	-	147,0	90	-	99,2	102,0	-	101,0	90	-	-	101,0
90	-	118,5	149,0	-	144,0	94	-	97,7	101,0	-	99,5	94	-	-	99,5
94	-	108,5	138,0	-	141,0	98	-	94,7	100,0	-	98,0	98	-	-	98,0
98	-	98,0	127,0	-	139,0	102	-	88,5	99,5	-	96,0	102	-	-	96,0
102	-	88,0	117,0	-	136,5	106	-	80,2	98,5	-	94,0	106	-	-	94,0
106	-	78,2	108,0	-	134,0	110	-	72,0	95,5	-	92,5	110	-	-	92,5
109	-	70,8	102,0	127,0	132,0	114	-	64,0	88,0	-	91,0	114	-	-	91,0
110	-	68,2	100,0	124,0	131,1	117	-	58,1	82,7	90,5	89,5	117	-	-	89,5
113	-	60,5	94,7	117,5	129,0	118	-	56,2	81,0	90,5	89,1	118	-	-	89,1
114	-	-	93,0	115,0	127,0	120	-	52,5	78,0	90,5	88,3	120	-	-	88,3
118	-	-	84,0	106,0	118,4	122	-	48,4	75,0	90,5	87,5	122	-	-	87,5
122	-	-	74,0	98,5	108,0	124	-	44,4	72,0	89,5	86,7	124	-	-	86,7
124	-	-	69,0	94,5	102,8	126	-	-	69,0	86,0	86,0	126	-	-	86,0
126	-	-	-	91,0	97,7	130	-	-	61,5	79,5	84,5	130	-	-	84,5
130	-	-	-	84,5	90,0	134	-	-	54,0	73,5	80,2	134	-	-	80,2
134	-	-	-	78,0	82,5	136	-	-	49,9	70,5	78,1	136	-	-	78,1
136	-	-	-	73,0	78,7	138	-	-	-	68,0	76,0	138	-	-	76,0
138	-	-	-	-	75,0	142	-	-	-	63,0	69,6	142	-	-	69,6
142	-	-	-	-	66,5	146	-	-	-	57,5	62,5	146	-	-	62,5
146	-	-	-	-	58,0	150	-	-	-	-	55,0	150	-	-	55,0
150	-	-	-	-	49,6	154	-	-	-	-	47,5	154	-	-	47,5
154	-	-	-	-	41,3	158	-	-	-	-	40,1	158	-	-	40,1
158	-	-	-	-	32,9	162	-	-	-	-	32,8	162	-	-	32,8
162	-	-	-	-	24,6	166	-	-	-	-	25,5	166	-	-	25,5
162	-	-	-	-	-	169	-	-	-	-	20,1	169	-	-	20,1



6 m steps of luffing jib is standard · 6 m Stufung der Wippe ist Standard · Des paliers de 6 m sont de série pour la fléchette · Falcone standard con sezioni di 6 m · Incrementos de 6 m para plumín abatible son estándar · Lances de 6 m da lança auxiliar como padrão · 6 м шаг размера гуська является стандартом

\* Main boom angle 88° · Hauptauslegerwinkel 88° · Jarret de flèche principale 88° · Inclinazione braccio base 88° · Ángulo de pluma principal 88° · Ángulo da lança principal 88° · Угол подъема гл. стрелы 88°

Main boom angle 88°, 85°, 75° and 65°; capacities for intermediate boom positions are calculated by the crane control system IC-1  
 Hauptauslegerwinkel 88°, 85°, 75° und 65°; Traglasten für Zwischenstellungen des Hauptauslegers werden von der Kransteuerung IC-1 berechnet  
 Jarret de flèche principale 88°, 85°, 75° et 65°; le système de commande de la grue IC-1 calcule les charges pour les positions intermédiaires de la flèche  
 Inclinazione braccio base 88°, 85°, 75° e 65°; capacità per posizioni intermedie del braccio sono calcolate dal sistema di controllo della gru IC-1  
 Ángulo de pluma principal 88°, 85°, 75° y 65° las capacidades para posiciones de pluma intermedias son calculadas por el sistema de control de grúa IC-1  
 Ângulos da lança principal 88°, 85°, 75° e 65°; as capacidades para posições da lança intermediária são calculadas pelo sistema de controle da grua IC-1  
 Грузоподъемность при углах подъема главной стрелы 88°, 85°, 75° и 65°, грузоподъемность в промежуточных положениях стрелы рассчитывается системой управления краном IC-1

295 t + 60 t		19-30 m		10,5 m		9.8 m/s		360°		ISO							
72 m + 36 m						72 m + 48 m											
BSWSL						BSWSL											
BSFSL						BSFSL											
0 t		0 t-800 t				0 t		0 t-800 t									
88°/85°		88°/85°		75°		65°		88°/85°		88°/85°		75°		65°			
m	t	t	t	t	t	m	t	t	t	t	t	m	t	t	t		
19	-	615,0*	-	-	-	23	-	512,0*	-	-	-	23	-	512,0*	-	-	
20	-	604,0*	-	-	-	24	-	500,0*	-	-	-	24	-	500,0*	-	-	
21	305,0*	588,0*	-	-	-	25	243,0*	489,0*	-	-	-	25	243,0*	489,0*	-	-	
22	292,0*	572,0*	-	-	-	26	233,0*	477,0*	-	-	-	26	233,0*	477,0*	-	-	
24	269,0*	542,0*	-	-	-	28	217,0*	456,0*	-	-	-	28	217,0*	456,0*	-	-	
25	259,0*	649,0	-	-	655,0	30	202,0*	539,0	-	-	550,0	30	202,0*	539,0	-	550,0	
26	249,0*	632,0	-	-	655,0	34	177,0*	491,0	-	-	550,0	34	177,0*	491,0	-	550,0	
28	231,0*	599,0	-	-	655,0	38	157,0*	450,0	-	-	550,0	38	157,0*	450,0	-	550,0	
30	216,0*	569,0	-	-	655,0	42	141,0*	397,0	-	-	538,0	42	141,0*	397,0	-	538,0	
34	190,0*	509,0	-	-	655,0	46	126,0*	347,0	-	-	531,0	46	126,0*	347,0	-	531,0	
38	169,0*	429,0	-	-	632,0	50	111,0*	307,0	-	-	481,0	50	111,0*	307,0	-	481,0	
41	149,0*	383,0	-	-	600,5	52	105,0*	287,0	435,0	-	458,5	52	105,0*	287,0	435,0	458,5	
42	136,0	369,0	-	-	590,0	54	90,5	262,0	404,0	-	436,0	54	90,5	262,0	404,0	436,0	
44	127,0	343,0	-	-	559,0	56	85,5	235,0	376,0	-	416,5	56	85,5	235,0	376,0	416,5	
45	-	-	545,0	-	543,5	58	-	-	352,0	-	397,0	58	-	-	352,0	397,0	
46	-	-	519,0	-	528,0	62	-	-	311,0	-	363,0	62	-	-	311,0	363,0	
50	-	-	437,0	-	475,0	66	-	-	278,0	-	334,0	66	-	-	278,0	334,0	
54	-	-	375,0	-	431,0	68	-	-	258,0	-	318,5	68	-	-	258,0	318,5	
57	-	-	339,0	-	401,7	70	-	-	-	312,0	303,0	70	-	-	-	312,0	303,0
58	-	-	-	-	392,0	74	-	-	-	291,0	274,0	74	-	-	-	291,0	274,0
62	-	-	-	366,0	358,0	78	-	-	-	273,0	247,0	78	-	-	-	273,0	247,0
66	-	-	-	341,0	321,0	80	-	-	-	263,0	235,0	80	-	-	-	263,0	235,0
69	-	-	-	323,0	296,2	82	-	-	-	-	223,0	82	-	-	-	-	223,0
70	-	-	-	-	288,0	86	-	-	-	-	201,0	86	-	-	-	-	201,0
74	-	-	-	-	258,0	90	-	-	-	-	180,0	90	-	-	-	-	180,0
78	-	-	-	-	230,0	94	-	-	-	-	161,0	94	-	-	-	-	161,0
82	-	-	-	-	205,0	98	-	-	-	-	149,0	98	-	-	-	-	149,0
86	-	-	-	-	185,0	102	-	-	-	-	133,0	102	-	-	-	-	133,0
90	-	-	-	-	170,0	106	-	-	-	-	117,0	106	-	-	-	-	117,0
94	-	-	-	-	149,0	110	-	-	-	-	100,0	110	-	-	-	-	100,0
98	-	-	-	-	129,0												



6 m steps of luffing jib is standard · 6 m Stufung der Wippe ist Standard · Des paliers de 6 m sont de série pour la fléchette · Falcone standard con sezioni di 6 m · Incrementos de 6 m para plumín abatible son estándar · Lances de 6 m da lança auxiliar como padrão · 6 м шаг размера гуська является стандартом

\* Main boom angle 88° · Hauptauslegerwinkel 88° · Jarret de flèche principale 88° · Inclinazione braccio base 88° · Ángulo de pluma principal 88° · Ángulo da lança principal 88° · Угол подъема гл. стрелы 88°

Main boom angle 88°, 85°, 75° and 65°; capacities for intermediate boom positions are calculated by the crane control system IC-1  
 Hauptauslegerwinkel 88°, 85°, 75° und 65°; Traglasten für Zwischenstellungen des Hauptauslegers werden von der Kransteuerung IC-1 berechnet  
 Jarret de flèche principale 88°, 85°, 75° et 65°; le système de commande de la grue IC-1 calcule les charges pour les positions intermédiaires de la flèche  
 Inclinazione braccio base 88°, 85°, 75° e 65°; capacità per posizioni intermedie del braccio sono calcolate dal sistema di controllo della gru IC-1  
 Ángulo de pluma principal 88°, 85°, 75° y 65° las capacidades para posiciones de pluma intermedias son calculadas por el sistema de control de grúa IC-1  
 Ângulos da lança principal 88°, 85°, 75° e 65°; as capacidades para posições da lança intermediária são calculadas pelo sistema de controle da grua IC-1  
 Грузоподъемность при углах подъема главной стрелы 88°, 85°, 75° и 65°, грузоподъемность в промежуточных положениях стрелы рассчитывается системой управления краном IC-1

295 t + 60 t		19-30 m		10,5 m		9.8 m/s		360°		ISO					
72 m + 60 m						72 m + 72 m									
BSWSL						BSWSL									
BSFSL						BSFSL									
0 t		0 t-800 t				0 t		0 t-800 t							
88°/85°		88°/85°		75°		65°		88°/85°		88°/85°		75°		65°	
m	t	t	t	t	t	m	t	t	t	t	t	m	t	t	t
27	-	424,0*	-	-	-	31	-	344,0*	-	-	-	31	-	-	-
28	-	416,0*	-	-	-	33	161,0*	335,0*	-	-	-	33	161,0*	335,0*	-
29	197,0*	407,0*	-	-	-	34	156,0*	331,0*	-	-	-	34	156,0*	331,0*	-
30	191,0*	399,0*	-	-	-	38	138,0*	310,0*	-	-	-	38	138,0*	310,0*	-
34	167,0*	453,0	-	-	456,0	39	134,0*	359,0	-	-	362,0	39	134,0*	359,0	362,0
38	148,0*	425,0	-	-	456,0	42	122,0*	354,0	-	-	362,0	42	122,0*	354,0	362,0
42	132,0*	392,0	-	-	456,0	46	110,0*	339,0	-	-	362,0	46	110,0*	339,0	362,0
46	119,0*	362,0	-	-	454,0	50	98,5*	319,0	-	-	361,0	50	98,5*	319,0	361,0
50	107,0*	320,0	-	-	448,0	54	89,0*	289,0	-	-	358,0	54	89,0*	289,0	358,0
54	97,5*	285,0	-	-	422,0	58	80,5*	259,0	-	-	353,0	58	80,5*	259,0	353,0
58	87,5*	256,0	367,0	-	397,0	62	73,5*	232,0	-	-	339,0	62	73,5*	232,0	339,0
62	78,5*	223,0	324,0	-	369,0	65	67,5*	212,5	301,0	-	324,7	65	67,5*	212,5	324,7
63	76,5*	215,0	315,0	-	361,0	66	65,5*	206,0	292,0	-	320,0	66	65,5*	206,0	320,0
66	62,5	190,0	289,0	-	339,0	70	58,5*	182,0	263,0	-	304,0	70	58,5*	182,0	304,0
67	61,0	182,0	281,0	-	332,2	74	52,5*	160,0	237,0	-	288,0	74	52,5*	160,0	288,0
70	-	-	260,0	-	312,0	75	51,0*	154,5	232,0	-	282,7	75	51,0*	154,5	282,7
74	-	-	236,0	-	288,0	78	39,5	137,0	216,0	-	267,0	78	39,5	137,0	267,0
78	-	-	207,0	269,0	261,0	79	38,4	131,0	211,0	-	261,0	79	38,4	131,0	261,0
80	-	-	190,0	261,0	249,5	82	-	-	195,0	-	243,0	82	-	-	243,0
82	-	-	-	253,0	238,0	86	-	-	173,0	-	222,0	86	-	-	222,0
86	-	-	-	235,0	216,0	87	-	-	167,5	226,0	217,0	87	-	-	217,0
90	-	-	-	215,0	196,0	90	-	-	151,0	216,0	202,0	90	-	-	202,0
92	-	-	-	202,0	186,5	92	-	-	139,0	206,0	193,0	92	-	-	193,0
94	-	-	-	-	177,0	94	-	-	-	197,0	184,0	94	-	-	184,0
98	-	-	-	-	159,0	98	-	-	-	181,0	167,0	98	-	-	167,0
102	-	-	-	-	143,0	102	-	-	-	161,0	152,0	102	-	-	152,0
106	-	-	-	-	132,0	106	-	-	-	-	137,0	106	-	-	137,0
110	-	-	-	-	120,0	110	-	-	-	-	123,0	110	-	-	123,0
114	-	-	-	-	106,0	114	-	-	-	-	113,0	114	-	-	113,0
118	-	-	-	-	92,2	118	-	-	-	-	102,5	118	-	-	102,5
122	-	-	-	-	78,5	122	-	-	-	-	92,0	122	-	-	92,0
126	-	-	-	-	-	126	-	-	-	-	80,4	126	-	-	80,4
130	-	-	-	-	-	130	-	-	-	-	68,5	130	-	-	68,5
134	-	-	-	-	-	134	-	-	-	-	56,5	134	-	-	56,5

0 t 280 t 400 t 520 t 640 t 720 t 800 t

6 m steps of luffing jib is standard · 6 m Stufung der Wippe ist Standard · Des paliers de 6 m sont de série pour la fléchette · Falcone standard con sezioni di 6 m · Incrementos de 6 m para plumín abatible son estándar · Lances de 6 m da lança auxiliar como padrão · 6 м шаг размера гуська является стандартом

\* Main boom angle 88° · Hauptauslegerwinkel 88° · Jarret de flèche principale 88° · Inclinazione braccio base 88° · Ángulo de pluma principal 88° · Ângulo da lança principal 88° · Угол подъема гл. стрелы 88°

Main boom angle 88°, 85°, 75° and 65°; capacities for intermediate boom positions are calculated by the crane control system IC-1  
 Hauptauslegerwinkel 88°, 85°, 75° und 65°; Traglasten für Zwischenstellungen des Hauptauslegers werden von der Kransteuerung IC-1 berechnet  
 Jarret de flèche principale 88°, 85°, 75° et 65°; le système de commande de la grue IC-1 calcule les charges pour les positions intermédiaires de la flèche  
 Inclinazione braccio base 88°, 85°, 75° e 65°; capacità per posizioni intermedie del braccio sono calcolate dal sistema di controllo della gru IC-1  
 Ángulo de pluma principal 88°, 85°, 75° y 65° las capacidades para posiciones de pluma intermedias son calculadas por el sistema de control de grúa IC-1  
 Ângulos da lança principal 88°, 85°, 75° e 65°; as capacidades para posições da lança intermediária são calculadas pelo sistema de controle da grua IC-1  
 Грузоподъемность при углах подъема главной стрелы 88°, 85°, 75° и 65°, грузоподъемность в промежуточных положениях стрелы рассчитывается системой управления краном IC-1

295 t + 60 t		19-30 m		10,5 m		9.8 m/s		360°		ISO							
72 m + 84 m						72 m + 96 m											
BSWSL						BSFSL											
0 t		0 t-800 t				0 t		0 t-800 t									
88°/85°		88°/85°		75°		65°		88°/85°		88°/85°		75°		65°			
m	t	t	t	t	t	m	t	t	t	t	t	m	t	t	t		
34	-	274,0*	-	-	-	38	-	214,0*	-	-	-	38	-	214,0*	-	-	
37	131,0*	271,0*	-	-	-	41	108,0*	211,0*	-	-	-	41	108,0*	211,0*	-	-	
38	127,0*	270,0*	-	-	-	42	104,0*	210,0*	-	-	-	42	104,0*	210,0*	-	-	
42	113,0*	259,0*	-	-	-	46	92,5*	207,0*	-	-	-	46	92,5*	207,0*	-	-	
43	109,5*	285,0	-	-	285,0	47	90,0*	215,0	-	-	-	47	90,0*	215,0	-	215,0	
46	100,0*	281,0	-	-	285,0	50	82,5*	213,0	-	-	-	50	82,5*	213,0	-	214,0	
50	90,0*	276,0	-	-	284,0	54	73,5*	210,0	-	-	-	54	73,5*	210,0	-	213,0	
54	81,0*	269,0	-	-	283,0	58	65,5*	207,0	-	-	-	58	65,5*	207,0	-	211,0	
58	72,5*	257,0	-	-	278,0	62	58,5*	204,0	-	-	-	62	58,5*	204,0	-	209,0	
62	65,5*	235,0	-	-	273,0	66	51,5*	201,0	-	-	-	66	51,5*	201,0	-	207,0	
66	57,0*	213,0	-	-	268,0	70	44,4*	193,0	-	-	-	70	44,4*	193,0	-	204,0	
70	52,5*	193,0	-	-	263,0	74	36,9*	176,0	-	-	-	74	36,9*	176,0	-	201,0	
71	51,2*	188,0	257,0	-	261,5	77	34,1*	165,5	200,0	-	-	77	34,1*	165,5	200,0	198,0	
74	47,8*	174,0	238,0	-	257,0	78	33,3*	162,0	200,0	-	-	78	33,3*	162,0	200,0	197,0	
78	43,0*	155,0	216,0	-	249,0	82	29,8*	146,5	195,0	-	-	82	29,8*	146,5	195,0	194,0	
82	38,3*	138,5	197,0	-	237,0	86	26,3*	132,0	178,0	-	-	86	26,3*	132,0	178,0	190,0	
86	33,5*	122,0	180,0	-	225,0	90	22,8*	118,5	163,0	-	-	90	22,8*	118,5	163,0	186,0	
90	22,2	105,0	165,0	-	211,0	93	20,3*	109,0	153,5	-	-	93	20,3*	109,0	153,5	183,0	
94	-	-	149,0	-	193,0	94	-	106,0	150,0	-	-	94	-	106,0	150,0	182,0	
95	-	-	145,0	192,0	189,0	98	-	93,5	138,0	-	-	98	-	93,5	138,0	177,0	
98	-	-	133,0	180,0	177,0	102	-	80,5	128,0	-	-	102	-	80,5	128,0	165,5	
102	-	-	117,0	165,0	161,5	103	-	-	124,5	160,0	-	103	-	-	124,5	160,0	162,6
106	-	-	-	152,0	146,0	106	-	-	115,0	150,0	-	106	-	-	115,0	150,0	154,0
110	-	-	-	141,0	133,0	110	-	-	103,0	138,0	-	110	-	-	103,0	138,0	140,6
114	-	-	-	125,0	120,0	114	-	-	90,5	128,0	-	114	-	-	90,5	128,0	128,0
118	-	-	-	-	108,0	118	-	-	-	118,0	-	118	-	-	-	118,0	116,0
122	-	-	-	-	98,5	122	-	-	-	109,0	-	122	-	-	-	109,0	104,0
126	-	-	-	-	91,5	126	-	-	-	97,5	-	126	-	-	-	97,5	93,7
130	-	-	-	-	81,0	130	-	-	-	-	-	130	-	-	-	-	85,5
134	-	-	-	-	70,7	134	-	-	-	-	-	134	-	-	-	-	78,0
138	-	-	-	-	60,5	138	-	-	-	-	-	138	-	-	-	-	70,5
142	-	-	-	-	50,2	142	-	-	-	-	-	142	-	-	-	-	61,5
146	-	-	-	-	39,9	146	-	-	-	-	-	146	-	-	-	-	52,5
						150	-	-	-	-	-	150	-	-	-	-	43,5
						154	-	-	-	-	-	154	-	-	-	-	34,5
						158	-	-	-	-	-	158	-	-	-	-	25,3

6 m steps of luffing jib is standard · 6 m Stufung der Wippe ist Standard · Des paliers de 6 m sont de série pour la fléchette · Falcone standard con sezioni di 6 m · Incrementos de 6 m para plumín abatible son estándar · Lances de 6 m da lança auxiliar como padrão · 6 м шаг размера гуська является стандартом

\* Main boom angle 88° · Hauptauslegerwinkel 88° · Jarret de flèche principale 88° · Inclinazione braccio base 88° · Ángulo de pluma principal 88° · Ángulo da lança principal 88° · Угол подъема гл. стрелы 88°

Main boom angle 88°, 85°, 75° and 65°; capacities for intermediate boom positions are calculated by the crane control system IC-1  
 Hauptauslegerwinkel 88°, 85°, 75° und 65°; Traglasten für Zwischenstellungen des Hauptauslegers werden von der Kransteuerung IC-1 berechnet  
 Jarret de flèche principale 88°, 85°, 75° et 65°; le système de commande de la grue IC-1 calcule les charges pour les positions intermédiaires de la flèche  
 Inclinazione braccio base 88°, 85°, 75° e 65°; capacità per posizioni intermedie del braccio sono calcolate dal sistema di controllo della gru IC-1  
 Ángulo de pluma principal 88°, 85°, 75° y 65° las capacidades para posiciones de pluma intermedias son calculadas por el sistema de control de grúa IC-1  
 Ângulos da lança principal 88°, 85°, 75° e 65°; as capacidades para posições da lança intermediária são calculadas pelo sistema de controle da grua IC-1  
 Грузоподъемность при углах подъема главной стрелы 88°, 85°, 75° и 65°, грузоподъемность в промежуточных положениях стрелы рассчитывается системой управления краном IC-1

295 t + 60 t		19-30 m		10,5 m		9.8 m/s		360°		ISO	
72 m + 108 m		BSWSL		BSFSL		72 m + 120 m		BSWSL		BSFSL	
0 t		0 t-800 t		0 t		0 t-800 t		0 t		0 t-800 t	
88°/85°		88°/85°		75°		65°		88°/85°		88°/85°	
m	t	t	t	t	t	t	t	t	t	t	t
42	-	160,0*	-	-	-	-	-	-	-	-	-
45	87,5*	157,0*	-	-	-	-	-	-	-	-	-
46	85,0*	157,0*	-	-	-	-	-	-	-	-	-
50	75,0*	154,0*	-	-	-	-	-	-	-	-	-
52	70,5*	158,0	-	-	-	-	-	-	-	-	159,0
54	66,5*	157,0	-	-	-	-	-	-	-	-	158,0
58	56,5*	155,0	-	-	-	-	-	-	-	-	156,0
62	49,3*	152,0	-	-	-	-	-	-	-	-	155,0
66	43,3*	150,0	-	-	-	-	-	-	-	-	153,0
70	37,4*	148,0	-	-	-	-	-	-	-	-	151,0
74	31,5*	146,0	-	-	-	-	-	-	-	-	148,0
78	25,6*	144,0	-	-	-	-	-	-	-	-	146,0
81	21,1*	141,7	-	-	-	-	-	-	-	-	144,5
82	-	140,5	144,0	-	-	-	-	-	-	-	144,0
86	-	132,5	144,0	-	-	-	-	-	-	-	141,0
90	-	121,0	144,0	-	-	-	-	-	-	-	139,0
94	-	109,5	143,0	-	-	-	-	-	-	-	136,0
98	-	98,7	134,0	-	-	-	-	-	-	-	134,0
102	-	88,5	123,0	-	-	-	-	-	-	-	131,4
106	-	78,7	114,0	-	-	-	-	-	-	-	129,0
109	-	71,5	107,0	-	-	-	-	-	-	-	127,1
110	-	69,0	105,0	-	-	-	-	-	-	-	126,5
112	-	64,0	101,0	127,0	-	-	-	-	-	-	125,2
113	-	61,5	98,7	125,0	-	-	-	-	-	-	124,6
114	-	-	96,5	123,0	124,0	-	-	-	-	-	124,0
118	-	-	87,0	114,0	117,8	-	-	-	-	-	117,8
122	-	-	77,5	105,0	111,0	-	-	-	-	-	111,0
126	-	-	67,5	97,5	100,7	-	-	-	-	-	100,7
130	-	-	-	90,5	90,5	-	-	-	-	-	90,5
134	-	-	-	83,5	81,3	-	-	-	-	-	81,3
138	-	-	-	74,0	73,5	-	-	-	-	-	73,5
142	-	-	-	-	67,5	-	-	-	-	-	67,5
146	-	-	-	-	61,0	-	-	-	-	-	61,0
150	-	-	-	-	53,0	-	-	-	-	-	53,0
154	-	-	-	-	45,0	-	-	-	-	-	45,0
158	-	-	-	-	37,1	-	-	-	-	-	37,1
162	-	-	-	-	29,3	-	-	-	-	-	29,3
166	-	-	-	-	21,3	-	-	-	-	-	21,3
46	-	115,0*	-	-	-	-	-	-	-	-	-
49	70,0*	113,0*	-	-	-	-	-	-	-	-	-
50	68,0*	113,0*	-	-	-	-	-	-	-	-	-
54	58,0*	110,0*	-	-	-	-	-	-	-	-	-
56	52,5*	113,0	-	-	-	-	-	-	-	-	113,0
58	48,2*	111,0	-	-	-	-	-	-	-	-	112,0
62	40,4*	109,0	-	-	-	-	-	-	-	-	110,0
66	32,9*	107,0	-	-	-	-	-	-	-	-	109,0
70	28,2*	105,0	-	-	-	-	-	-	-	-	107,0
74	23,4*	103,0	-	-	-	-	-	-	-	-	105,0
76	21,0*	102,0	-	-	-	-	-	-	-	-	104,0
78	-	101,0	-	-	-	-	-	-	-	-	103,0
82	-	99,2	-	-	-	-	-	-	-	-	102,0
86	-	97,5	-	-	-	-	-	-	-	-	100,0
88	-	96,5	99,5	-	-	-	-	-	-	-	99,0
90	-	95,7	99,0	-	-	-	-	-	-	-	98,0
94	-	94,2	98,0	-	-	-	-	-	-	-	96,0
98	-	93,2	97,0	-	-	-	-	-	-	-	94,5
102	-	89,3	96,5	-	-	-	-	-	-	-	92,5
106	-	80,7	95,5	-	-	-	-	-	-	-	90,5
110	-	72,5	95,0	-	-	-	-	-	-	-	88,8
114	-	64,5	92,5	-	-	-	-	-	-	-	87,5
118	-	56,7	85,5	-	-	-	-	-	-	-	85,7
120	-	53,0	82,0	86,0	-	-	-	-	-	-	84,8
122	-	48,9	79,0	86,0	84,0	-	-	-	-	-	84,0
125	-	42,8	73,5	86,0	83,0	-	-	-	-	-	83,0
126	-	-	71,5	86,0	82,7	-	-	-	-	-	82,7
130	-	-	64,0	85,5	81,5	-	-	-	-	-	81,5
134	-	-	56,5	79,0	78,5	-	-	-	-	-	78,5
138	-	-	48,4	73,0	76,0	-	-	-	-	-	76,0
142	-	-	-	67,5	67,7	-	-	-	-	-	67,7
146	-	-	-	61,5	60,0	-	-	-	-	-	60,0
150	-	-	-	54,0	54,4	-	-	-	-	-	54,4
154	-	-	-	-	48,9	-	-	-	-	-	48,9
158	-	-	-	-	42,7	-	-	-	-	-	42,7
162	-	-	-	-	35,6	-	-	-	-	-	35,6
166	-	-	-	-	28,6	-	-	-	-	-	28,6
170	-	-	-	-	21,7	-	-	-	-	-	21,7
171	-	-	-	-	20,0	-	-	-	-	-	20,0

0 t 280 t 400 t 520 t 640 t 720 t 800 t

6 m steps of luffing jib is standard · 6 m Stufung der Wippe ist Standard · Des paliers de 6 m sont de série pour la fléchette · Falcone standard con sezioni di 6 m · Incrementos de 6 m para plumín abatible son estándar · Lances de 6 m da lança auxiliar como padrão · 6 м шаг размера гуська является стандартом

\* Main boom angle 88° · Hauptauslegerwinkel 88° · Jarret de flèche principale 88° · Inclinazione braccio base 88° · Ángulo de pluma principal 88° · Ângulo da lança principal 88° · Угол подъема гл. стрелы 88°

Main boom angle 88°, 85°, 75° and 65°; capacities for intermediate boom positions are calculated by the crane control system IC-1  
 Hauptauslegerwinkel 88°, 85°, 75° und 65°; Traglasten für Zwischenstellungen des Hauptauslegers werden von der Kransteuerung IC-1 berechnet  
 Jarret de flèche principale 88°, 85°, 75° et 65°; le système de commande de la grue IC-1 calcule les charges pour les positions intermédiaires de la flèche  
 Inclinazione braccio base 88°, 85°, 75° e 65°; capacità per posizioni intermedie del braccio sono calcolate dal sistema di controllo della gru IC-1  
 Ángulo de pluma principal 88°, 85°, 75° y 65° las capacidades para posiciones de pluma intermedias son calculadas por el sistema de control de grúa IC-1  
 Ângulos da lança principal 88°, 85°, 75° e 65°; as capacidades para posições da lança intermediária são calculadas pelo sistema de controle da grua IC-1  
 Грузоподъемность при углах подъема главной стрелы 88°, 85°, 75° и 65°, грузоподъемность в промежуточных положениях стрелы рассчитывается системой управления краном IC-1

295 t + 60 t		19-30 m		10,5 m		9.8 m/s		360°		ISO	
76 m + 36 m						76 m + 48 m					
BSWSL						BSWSL					
0 t						0 t-800 t					
88°/85°		88°/85°		75°		65°		88°/85°		88°/85°	
m	t	t	t	t	t	m	t	t	t	t	t
20	-	590,0*	-	-	-	23	-	499,0*	-	-	-
22	285,0*	559,0*	-	-	-	24	-	491,0*	-	-	-
24	262,0*	529,0*	-	-	-	26	227,0*	468,0*	-	-	-
26	243,0*	615,0	-	-	630,0	28	211,0*	447,0*	-	-	-
28	225,0*	582,0	-	-	630,0	30	197,0*	526,0	-	-	532,0
30	210,0*	553,0	-	-	630,0	34	173,0*	478,0	-	-	532,0
34	185,0*	499,0	-	-	630,0	38	154,0*	437,0	-	-	532,0
38	165,0*	434,0	-	-	616,0	42	137,0*	401,0	-	-	525,0
41	151,0*	387,0	-	-	592,0	46	124,0*	350,0	-	-	523,0
42	133,0	373,0	-	-	584,0	50	111,0*	309,0	-	-	477,0
45	121,0	329,0	-	-	537,5	52	104,0*	292,0	-	-	455,0
46	-	-	533,0	-	522,0	53	91,7	280,5	435,0	-	444,0
50	-	-	455,0	-	470,0	54	89,0	269,0	419,0	-	433,0
54	-	-	389,0	-	425,0	56	84,0	242,0	389,0	-	413,5
58	-	-	338,0	-	387,0	58	-	-	364,0	-	394,0
62	-	-	-	-	353,0	62	-	-	320,0	-	360,0
64	-	-	-	346,0	337,0	66	-	-	285,0	-	330,0
66	-	-	-	335,0	321,0	69	-	-	261,0	-	310,5
70	-	-	-	313,0	289,0	70	-	-	-	-	304,0
74	-	-	-	-	259,0	72	-	-	-	297,0	290,0
78	-	-	-	-	232,0	74	-	-	-	287,0	276,0
82	-	-	-	-	207,0	78	-	-	-	269,0	249,0
86	-	-	-	-	184,0	82	-	-	-	253,0	225,0
90	-	-	-	-	165,0	86	-	-	-	-	203,0
94	-	-	-	-	152,0	90	-	-	-	-	182,0
98	-	-	-	-	133,0	94	-	-	-	-	163,0
102	-	-	-	-	113,0	98	-	-	-	-	145,0
						102	-	-	-	-	134,0
						106	-	-	-	-	120,0
						110	-	-	-	-	104,2
						114	-	-	-	-	88,5

0 t 280 t 400 t 520 t 640 t 720 t 800 t

6 m steps of luffing jib is standard · 6 m Stufung der Wippe ist Standard · Des paliers de 6 m sont de série pour la fléchette · Falcone standard con sezioni di 6 m · Incrementos de 6 m para plumín abatible son estándar · Lances de 6 m da lança auxiliar como padrão · 6 м шаг размера гуська является стандартом

\* Main boom angle 88° · Hauptauslegerwinkel 88° · Jarret de flèche principale 88° · Inclinazione braccio base 88° · Ángulo de pluma principal 88° · Ángulo da lança principal 88° · Угол подъема гл. стрелы 88°

Main boom angle 88°, 85°, 75° and 65°; capacities for intermediate boom positions are calculated by the crane control system IC-1  
 Hauptauslegerwinkel 88°, 85°, 75° und 65°; Traglasten für Zwischenstellungen des Hauptauslegers werden von der Kransteuerung IC-1 berechnet  
 Jarret de flèche principale 88°, 85°, 75° et 65°; le système de commande de la grue IC-1 calcule les charges pour les positions intermédiaires de la flèche  
 Inclinazione braccio base 88°, 85°, 75° e 65°; capacità per posizioni intermedie del braccio sono calcolate dal sistema di controllo della gru IC-1  
 Ángulo de pluma principal 88°, 85°, 75° y 65° las capacidades para posiciones de pluma intermedias son calculadas por el sistema de control de grúa IC-1  
 Ângulos da lança principal 88°, 85°, 75° e 65°; as capacidades para posições da lança intermediária são calculadas pelo sistema de controle da grua IC-1  
 Грузоподъемность при углах подъема главной стрелы 88°, 85°, 75° и 65°, грузоподъемность в промежуточных положениях стрелы рассчитывается системой управления краном IC-1

295 t + 60 t		19-30 m		10,5 m		9.8 m/s		360°		ISO					
76 m + 60 m						76 m + 72 m									
BSWSL						BSFSL									
0 t			0 t-800 t			0 t			0 t-800 t						
88°/85°		88°/85°		75°		65°		88°/85°		88°/85°		75°		65°	
m	t	t	t	t	t	m	t	t	t	t	t	m	t	t	t
27	-	419,0*	-	-	-	31	-	348,0*	-	-	-	31	-	-	-
28	-	410,0*	-	-	-	34	152,0*	329,0*	-	-	-	34	152,0*	329,0*	-
30	186,0*	394,0*	-	-	-	38	134,0*	306,0*	-	-	-	38	134,0*	306,0*	-
34	163,0*	443,0*	-	-	-	39	130,0*	369,0*	-	-	-	39	130,0*	369,0*	-
35	158,0*	441,0	-	-	451,0	42	119,0*	356,0	-	-	-	42	119,0*	356,0	-
38	144,0*	414,0	-	-	451,0	46	107,0*	334,0	-	-	-	46	107,0*	334,0	-
42	129,0*	382,0	-	-	451,0	50	96,0*	310,0	-	-	-	50	96,0*	310,0	-
46	116,0*	354,0	-	-	450,0	54	86,5*	289,0	-	-	-	54	86,5*	289,0	-
50	104,0*	322,0	-	-	445,0	58	78,5*	261,0	-	-	-	58	78,5*	261,0	-
54	95,0*	288,0	-	-	428,0	62	71,0*	235,0	-	-	-	62	71,0*	235,0	-
58	86,5*	259,0	-	-	398,0	66	64,5*	209,0	301,0	-	-	66	64,5*	209,0	301,0
59	84,2*	251,5	367,0	-	389,5	70	58,0*	185,0	269,0	-	-	70	58,0*	185,0	269,0
62	78,0*	227,0	334,0	-	364,0	74	52,0*	163,0	242,0	-	-	74	52,0*	163,0	242,0
64	72,5*	211,0	314,0	-	349,0	75	50,5*	157,5	236,0	-	-	75	50,5*	157,5	236,0
66	61,0	195,0	297,0	-	334,0	78	38,0	141,0	220,0	-	-	78	38,0	141,0	220,0
68	58,0	177,0	281,0	-	321,0	79	37,0	135,0	215,0	-	-	79	37,0	135,0	215,0
70	-	-	267,0	-	308,0	82	-	-	200,0	-	-	82	-	-	200,0
74	-	-	241,0	-	284,0	86	-	-	180,0	-	-	86	-	-	180,0
78	-	-	217,0	-	261,0	89	-	-	163,5	216,0	-	89	-	-	163,5
80	-	-	201,0	257,0	249,0	90	-	-	158,0	213,0	-	90	-	-	158,0
82	-	-	-	249,0	237,0	92	-	-	147,0	206,0	-	92	-	-	147,0
86	-	-	-	235,0	216,0	94	-	-	-	201,0	-	94	-	-	201,0
90	-	-	-	221,0	196,0	98	-	-	-	186,0	-	98	-	-	186,0
93	-	-	-	208,0	181,7	102	-	-	-	171,0	-	102	-	-	171,0
94	-	-	-	-	177,0	104	-	-	-	160,0	-	104	-	-	160,0
98	-	-	-	-	160,0	106	-	-	-	-	-	106	-	-	-
102	-	-	-	-	144,0	110	-	-	-	-	-	110	-	-	-
106	-	-	-	-	128,0	114	-	-	-	-	-	114	-	-	-
110	-	-	-	-	117,0	118	-	-	-	-	-	118	-	-	-
114	-	-	-	-	107,0	122	-	-	-	-	-	122	-	-	-
118	-	-	-	-	94,0	126	-	-	-	-	-	126	-	-	-
122	-	-	-	-	81,0	130	-	-	-	-	-	130	-	-	-
126	-	-	-	-	67,5	134	-	-	-	-	-	134	-	-	-
						138	-	-	-	-	-	138	-	-	-

0 t 280 t 400 t 520 t 640 t 720 t 800 t

6 m steps of luffing jib is standard · 6 m Stufung der Wippe ist Standard · Des paliers de 6 m sont de série pour la fléchette · Falcone standard con sezioni di 6 m · Incrementos de 6 m para plumín abatible son estándar · Lances de 6 m da lança auxiliar como padrão · 6 м шаг размера гуська является стандартом

\* Main boom angle 88° · Hauptauslegerwinkel 88° · Jarret de flèche principale 88° · Inclinazione braccio base 88° · Ângulo de pluma principal 88° · Ângulo da lança principal 88° · Угол подъема гл. стрелы 88°

Main boom angle 88°, 85°, 75° and 65°; capacities for intermediate boom positions are calculated by the crane control system IC-1  
 Hauptauslegerwinkel 88°, 85°, 75° und 65°; Traglasten für Zwischenstellungen des Hauptauslegers werden von der Kransteuerung IC-1 berechnet  
 Jarret de flèche principale 88°, 85°, 75° et 65°; le système de commande de la grue IC-1 calcule les charges pour les positions intermédiaires de la flèche  
 Inclinazione braccio base 88°, 85°, 75° e 65°; capacità per posizioni intermedie del braccio sono calcolate dal sistema di controllo della gru IC-1  
 Ângulo de pluma principal 88°, 85°, 75° y 65° las capacidades para posiciones de pluma intermedias son calculadas por el sistema de control de grúa IC-1  
 Ângulos da lança principal 88°, 85°, 75° e 65°; as capacidades para posições da lança intermediária são calculadas pelo sistema de controle da grua IC-1  
 Грузоподъемность при углах подъема главной стрелы 88°, 85°, 75° и 65°, грузоподъемность в промежуточных положениях стрелы рассчитывается системой управления краном IC-1







295 t + 60 t		19-30 m		10,5 m		9.8 m/s		360°		ISO						
76 m + 108 m						76 m + 120 m										
BSWSL						BSFSL										
0 t			0 t-800 t			0 t			0 t-800 t							
88°/85°		88°/85°		75°		65°		88°/85°		88°/85°		75°		65°		
m	t	t	t	t	t	m	t	t	t	t	t	m	t	t	t	
42	-	164,0*	-	-	-	46	-	118,0*	-	-	-	46	-	118,0*	-	-
45	85,0*	162,0*	-	-	-	49	67,0*	116,0*	-	-	-	49	67,0*	116,0*	-	-
46	82,0*	161,0*	-	-	-	50	64,5*	115,0*	-	-	-	50	64,5*	115,0*	-	-
50	72,5*	158,0*	-	-	-	54	54,5*	112,0*	-	-	-	54	54,5*	112,0*	-	-
52	68,0*	162,0	-	-	163,0	57	47,2*	115,0	-	-	-	57	47,2*	115,0	-	115,0
54	63,0*	161,0	-	-	162,0	58	44,9*	114,0	-	-	-	58	44,9*	114,0	-	115,0
58	53,5*	159,0	-	-	160,0	62	37,4*	112,0	-	-	-	62	37,4*	112,0	-	113,0
62	46,2*	156,0	-	-	159,0	66	30,0*	109,0	-	-	-	66	30,0*	109,0	-	111,0
66	40,4*	154,0	-	-	157,0	70	25,4*	107,0	-	-	-	70	25,4*	107,0	-	110,0
70	34,7*	151,0	-	-	155,0	74	20,7*	105,0	-	-	-	74	20,7*	105,0	-	108,0
74	29,0*	149,0	-	-	152,0	78	-	103,0	-	-	-	78	-	103,0	-	106,0
78	23,3*	147,0	-	-	150,0	82	-	101,0	-	-	-	82	-	101,0	-	104,0
80	20,4*	146,0	-	-	149,0	86	-	99,2	-	-	-	86	-	99,2	-	102,0
82	-	142,0	-	-	148,0	90	-	97,7	101,0	-	-	90	-	97,7	101,0	100,0
84	-	138,0	148,0	-	146,5	94	-	96,0	100,0	-	-	94	-	96,0	100,0	98,5
86	-	132,5	147,0	-	145,0	98	-	94,2	99,0	-	-	98	-	94,2	99,0	97,0
90	-	122,0	147,0	-	143,0	102	-	90,0	98,0	-	-	102	-	90,0	98,0	95,0
94	-	111,5	146,0	-	140,0	106	-	82,5	97,5	-	-	106	-	82,5	97,5	93,0
98	-	100,7	135,0	-	138,0	110	-	74,0	96,5	-	-	110	-	74,0	96,5	91,2
102	-	90,5	125,0	-	136,0	114	-	66,0	93,5	-	-	114	-	66,0	93,5	90,0
106	-	80,7	115,0	-	133,0	118	-	58,2	86,0	-	-	118	-	58,2	86,0	88,5
109	-	73,5	108,0	-	131,5	121	-	52,5	81,2	-	-	121	-	52,5	81,2	87,3
110	-	71,0	106,0	-	131,0	122	-	50,5	79,5	88,0	-	122	-	50,5	79,5	87,0
114	-	60,5	98,5	126,0	128,0	125	-	44,5	75,0	88,0	-	125	-	44,5	75,0	85,8
118	-	-	90,0	116,0	119,0	126	-	-	73,5	88,0	-	126	-	-	73,5	85,5
122	-	-	81,0	107,0	110,0	130	-	-	66,5	87,5	-	130	-	-	66,5	84,0
126	-	-	71,0	99,5	100,0	134	-	-	59,0	80,5	-	134	-	-	59,0	79,5
130	-	-	-	92,5	90,0	138	-	-	51,0	74,5	-	138	-	-	51,0	75,0
134	-	-	-	85,5	80,7	142	-	-	-	69,0	-	142	-	-	-	66,7
138	-	-	-	78,5	71,5	146	-	-	-	63,5	-	146	-	-	-	58,5
140	-	-	-	74,0	67,2	150	-	-	-	58,0	-	150	-	-	-	51,2
142	-	-	-	-	63,7	154	-	-	-	-	-	154	-	-	-	45,0
146	-	-	-	-	58,0	158	-	-	-	-	-	158	-	-	-	39,9
150	-	-	-	-	51,3	162	-	-	-	-	-	162	-	-	-	34,8
154	-	-	-	-	44,6	166	-	-	-	-	-	166	-	-	-	28,0
158	-	-	-	-	37,0	170	-	-	-	-	-	170	-	-	-	21,3
162	-	-	-	-	29,4											
166	-	-	-	-	21,8											



6 m steps of luffing jib is standard · 6 m Stufung der Wippe ist Standard · Des paliers de 6 m sont de série pour la fléchette · Falcone standard con sezioni di 6 m · Incrementos de 6 m para plumín abatible son estándar · Lances de 6 m da lança auxiliar como padrão · 6 м шаг размера гуська является стандартом

\* Main boom angle 88° · Hauptauslegerwinkel 88° · Jarret de flèche principale 88° · Inclinazione braccio base 88° · Ángulo de pluma principal 88° · Ângulo da lança principal 88° · Угол подъема гл. стрелы 88°

Main boom angle 88°, 85°, 75° and 65°; capacities for intermediate boom positions are calculated by the crane control system IC-1  
 Hauptauslegerwinkel 88°, 85°, 75° und 65°; Traglasten für Zwischenstellungen des Hauptauslegers werden von der Kransteuerung IC-1 berechnet  
 Jarret de flèche principale 88°, 85°, 75° et 65°; le système de commande de la grue IC-1 calcule les charges pour les positions intermédiaires de la flèche  
 Inclinazione braccio base 88°, 85°, 75° e 65°; capacità per posizioni intermedie del braccio sono calcolate dal sistema di controllo della gru IC-1  
 Ángulo de pluma principal 88°, 85°, 75° y 65° las capacidades para posiciones de pluma intermedias son calculadas por el sistema de control de grúa IC-1  
 Ângulos da lança principal 88°, 85°, 75° e 65°; as capacidades para posições da lança intermediária são calculadas pelo sistema de controle da grua IC-1  
 Грузоподъемность при углах подъема главной стрелы 88°, 85°, 75° и 65°, грузоподъемность в промежуточных положениях стрелы рассчитывается системой управления краном IC-1

295 t + 60 t		19-30 m		10,5 m		9.8 m/s		360°		ISO					
82 m + 36 m						82 m + 48 m									
BSWSL						BSFSL									
0 t			0 t-800 t			0 t			0 t-800 t						
88°/85°		88°/85°		75°		65°		88°/85°		88°/85°		75°		65°	
m	t	t	t	t	t	m	t	t	t	t	t	m	t	t	t
20	-	566,0*	-	-	-	24	-	471,0*	-	-	-	24	-	-	-
22	275,0*	538,0*	-	-	-	26	220,0*	450,0*	-	-	-	26	220,0*	450,0*	-
24	253,0*	511,0*	-	-	-	28	204,0*	430,0*	-	-	-	28	204,0*	430,0*	-
26	235,0*	600,0	-	-	606,0	30	191,0*	411,0*	-	-	-	30	191,0*	411,0*	-
28	218,0*	570,0	-	-	606,0	31	185,0*	501,0	-	-	511,0	31	185,0*	501,0	511,0
30	204,0*	542,0	-	-	606,0	34	168,0*	468,0	-	-	511,0	34	168,0*	468,0	511,0
34	180,0*	490,0	-	-	606,0	38	149,0*	429,0	-	-	511,0	38	149,0*	429,0	511,0
38	160,0*	442,0	-	-	593,0	42	133,0*	394,0	-	-	510,0	42	133,0*	394,0	510,0
41	148,0*	393,5	-	-	585,5	46	120,0*	355,0	-	-	501,0	46	120,0*	355,0	501,0
42	128,0	379,0	-	-	583,0	50	109,0*	313,0	-	-	474,0	50	109,0*	313,0	474,0
45	118,0	341,0	-	-	536,5	52	103,0*	296,0	-	-	451,5	52	103,0*	296,0	451,5
46	-	-	-	-	521,0	54	86,5	274,0	437,0	-	429,0	54	86,5	274,0	429,0
48	-	-	502,0	-	495,0	57	80,0	233,0	396,0	-	399,7	57	80,0	233,0	399,7
50	-	-	480,0	-	469,0	58	-	-	383,0	-	390,0	58	-	-	390,0
54	-	-	411,0	-	424,0	62	-	-	335,0	-	356,0	62	-	-	356,0
58	-	-	355,0	-	385,0	66	-	-	297,0	-	326,0	66	-	-	326,0
59	-	-	344,0	-	376,7	70	-	-	267,0	-	300,0	70	-	-	300,0
62	-	-	-	-	352,0	71	-	-	253,0	-	294,0	71	-	-	294,0
66	-	-	-	327,0	322,0	74	-	-	-	-	276,0	74	-	-	276,0
70	-	-	-	306,0	295,0	75	-	-	-	277,0	270,0	75	-	-	270,0
73	-	-	-	292,0	273,2	78	-	-	-	265,0	252,0	78	-	-	252,0
74	-	-	-	-	266,0	82	-	-	-	249,0	228,0	82	-	-	228,0
78	-	-	-	-	240,0	84	-	-	-	241,0	217,3	84	-	-	217,3
82	-	-	-	-	215,0	86	-	-	-	-	206,0	86	-	-	206,0
86	-	-	-	-	193,0	90	-	-	-	-	186,0	90	-	-	186,0
90	-	-	-	-	172,0	94	-	-	-	-	167,0	94	-	-	167,0
94	-	-	-	-	152,0	98	-	-	-	-	150,0	98	-	-	150,0
98	-	-	-	-	138,0	102	-	-	-	-	133,5	102	-	-	133,5
102	-	-	-	-	122,5	106	-	-	-	-	119,0	106	-	-	119,0
106	-	-	-	-	107,0	110	-	-	-	-	107,5	110	-	-	107,5
						114	-	-	-	-	96,0	114	-	-	96,0
						118	-	-	-	-	81,5	118	-	-	81,5

0 t 280 t 400 t 520 t 640 t 720 t 800 t

6 m steps of luffing jib is standard · 6 m Stufung der Wippe ist Standard · Des paliers de 6 m sont de série pour la fléchette · Falcone standard con sezioni di 6 m · Incrementos de 6 m para plumín abatible son estándar · Lances de 6 m da lança auxiliar como padrão · 6 м шаг размера гуська является стандартом

\* Main boom angle 88° · Hauptauslegerwinkel 88° · Jarret de flèche principale 88° · Inclinazione braccio base 88° · Ángulo de pluma principal 88° · Ángulo da lança principal 88° · Угол подъема гл. стрелы 88°

Main boom angle 88°, 85°, 75° and 65°; capacities for intermediate boom positions are calculated by the crane control system IC-1  
 Hauptauslegerwinkel 88°, 85°, 75° und 65°; Traglasten für Zwischenstellungen des Hauptauslegers werden von der Kransteuerung IC-1 berechnet  
 Jarret de flèche principale 88°, 85°, 75° et 65°; le système de commande de la grue IC-1 calcule les charges pour les positions intermédiaires de la flèche  
 Inclinazione braccio base 88°, 85°, 75° e 65°, capacità per posizioni intermedie del braccio sono calcolate dal sistema di controllo della gru IC-1  
 Ángulo de pluma principal 88°, 85°, 75° y 65° las capacidades para posiciones de pluma intermedias son calculadas por el sistema de control de grúa IC-1  
 Ângulos da lança principal 88°, 85°, 75° e 65°; as capacidades para posições da lança intermediária são calculadas pelo sistema de controle da grua IC-1  
 Грузоподъемность при углах подъема главной стрелы 88°, 85°, 75° и 65°, грузоподъемность в промежуточных положениях стрелы рассчитывается системой управления краном IC-1

295 t + 60 t		19-30 m		10,5 m		9.8 m/s		360°		ISO					
82 m + 60 m		BSWSL		BSFSL		82 m + 72 m		BSWSL		BSFSL					
0 t		0 t-800 t				0 t		0 t-800 t							
88°/85°		88°/85°		75°		65°		88°/85°		88°/85°		75°		65°	
m	t	t	t	t	t	m	t	t	t	t	t	m	t	t	t
27	-	401,0*	-	-	-	31	-	329,0*	-	-	-	31	-	-	-
28	-	393,0*	-	-	-	34	147,0*	314,0*	-	-	-	34	147,0*	314,0*	-
30	179,0*	377,0*	-	-	-	38	129,0*	294,0*	-	-	-	38	129,0*	294,0*	-
34	158,0*	348,0*	-	-	-	40	122,0*	343,0	-	-	-	40	122,0*	343,0	345,0
35	153,0*	427,0	-	-	-	42	115,0*	339,0	-	-	-	42	115,0*	339,0	345,0
38	140,0*	404,0	-	-	-	46	103,0*	325,0	-	-	-	46	103,0*	325,0	345,0
42	125,0*	374,0	-	-	-	50	93,0*	303,0	-	-	-	50	93,0*	303,0	345,0
46	112,0*	347,0	-	-	-	54	83,5*	283,0	-	-	-	54	83,5*	283,0	344,0
50	101,0*	322,0	-	-	-	58	75,5*	264,0	-	-	-	58	75,5*	264,0	342,0
54	92,0*	291,0	-	-	-	62	68,5*	238,0	-	-	-	62	68,5*	238,0	341,0
58	83,5*	262,0	-	-	-	66	62,5*	212,0	-	-	-	66	62,5*	212,0	331,0
61	78,2*	238,5	361,0	-	-	68	59,5*	199,0	296,0	-	-	68	59,5*	199,0	317,5
62	76,5*	230,0	350,0	-	-	70	56,5*	187,0	280,0	-	-	70	56,5*	187,0	304,0
64	73,5*	214,0	329,0	-	-	74	51,0*	165,0	252,0	-	-	74	51,0*	165,0	280,0
66	59,0	198,0	310,0	-	-	75	49,4*	159,5	246,0	-	-	75	49,4*	159,5	274,7
68	56,0	181,0	293,0	-	-	78	36,1	143,0	228,0	-	-	78	36,1	143,0	259,0
70	-	-	277,0	-	-	80	33,3	131,0	218,0	-	-	80	33,3	131,0	249,0
74	-	-	250,0	-	-	82	-	-	208,0	-	-	82	-	-	239,0
78	-	-	227,0	-	-	86	-	-	187,0	-	-	86	-	-	221,0
82	-	-	196,0	-	-	90	-	-	166,0	-	-	90	-	-	202,0
83	-	-	-	241,0	-	91	-	-	160,5	205,0	-	91	-	-	197,5
86	-	-	-	230,0	-	94	-	-	143,0	197,0	-	94	-	-	184,0
90	-	-	-	217,0	-	98	-	-	-	186,0	-	98	-	-	168,0
94	-	-	-	205,0	-	102	-	-	-	176,0	-	102	-	-	153,0
96	-	-	-	200,0	-	106	-	-	-	162,0	-	106	-	-	138,0
98	-	-	-	-	162,0	108	-	-	-	151,0	-	108	-	-	131,5
102	-	-	-	-	146,5	110	-	-	-	-	-	110	-	-	125,0
106	-	-	-	-	131,0	114	-	-	-	-	-	114	-	-	112,0
110	-	-	-	-	117,6	118	-	-	-	-	-	118	-	-	100,0
114	-	-	-	-	104,0	122	-	-	-	-	-	122	-	-	88,0
118	-	-	-	-	96,0	126	-	-	-	-	-	126	-	-	80,5
122	-	-	-	-	86,0	130	-	-	-	-	-	130	-	-	73,0
126	-	-	-	-	73,7	134	-	-	-	-	-	134	-	-	62,5
130	-	-	-	-	61,5	138	-	-	-	-	-	138	-	-	52,0
						142	-	-	-	-	-	142	-	-	41,9



6 m steps of luffing jib is standard · 6 m Stufung der Wippe ist Standard · Des paliers de 6 m sont de série pour la fléchette · Falcone standard con sezioni di 6 m · Incrementos de 6 m para plumín abatible son estándar · Lances de 6 m da lança auxiliar como padrão · 6 м шаг размера гуська является стандартом

\* Main boom angle 88° · Hauptauslegerwinkel 88° · Jarret de flèche principale 88° · Inclinazione braccio base 88° · Ángulo de pluma principal 88° · Ángulo da lança principal 88° · Угол подъема гл. стрелы 88°

Main boom angle 88°, 85°, 75° and 65°; capacities for intermediate boom positions are calculated by the crane control system IC-1  
 Hauptauslegerwinkel 88°, 85°, 75° und 65°; Traglasten für Zwischenstellungen des Hauptauslegers werden von der Kransteuerung IC-1 berechnet  
 Jarret de flèche principale 88°, 85°, 75° et 65°; le système de commande de la grue IC-1 calcule les charges pour les positions intermédiaires de la flèche  
 Inclinazione braccio base 88°, 85°, 75° e 65°; capacità per posizioni intermedie del braccio sono calcolate dal sistema di controllo della gru IC-1  
 Ángulo de pluma principal 88°, 85°, 75° y 65° las capacidades para posiciones de pluma intermedias son calculadas por el sistema de control de grúa IC-1  
 Ângulos da lança principal 88°, 85°, 75° e 65°; as capacidades para posições da lança intermediária são calculadas pelo sistema de controle da grua IC-1  
 Грузоподъемность при углах подъема главной стрелы 88°, 85°, 75° и 65°, грузоподъемность в промежуточных положениях стрелы рассчитывается системой управления краном IC-1

295 t + 60 t		19-30 m		10,5 m		9.8 m/s		360°		ISO	
82 m + 84 m		BSWSL		BSFSL		82 m + 96 m		BSWSL		BSFSL	
0 t		0 t-800 t		0 t		0 t-800 t		0 t		0 t-800 t	
88°/85°		88°/85°		75°		65°		88°/85°		88°/85°	
m	t	t	t	t	t	m	t	t	t	t	t
35	-	263,0*	-	-	-	39	-	206,0*	-	-	-
38	119,0*	258,0*	-	-	-	42	97,5*	203,0*	-	-	-
42	106,0*	247,0*	-	-	-	46	86,5*	199,0*	-	-	-
44	100,0*	273,0	-	-	274,0	48	81,5*	210,0	-	-	210,0
46	94,0*	271,0	-	-	274,0	50	76,5*	208,0	-	-	209,0
50	84,0*	267,0	-	-	274,0	54	67,0*	206,0	-	-	208,0
54	75,5*	262,0	-	-	274,0	58	59,5*	203,0	-	-	207,0
58	67,5*	249,0	-	-	273,0	62	52,5*	200,0	-	-	206,0
62	60,0*	233,0	-	-	269,0	66	45,7*	196,0	-	-	203,0
66	51,0*	218,0	-	-	265,0	70	38,7*	192,0	-	-	201,0
70	46,3*	198,0	-	-	260,0	74	31,7*	181,0	-	-	198,0
74	41,9*	178,0	254,0	-	255,0	78	27,8*	166,0	-	-	195,0
78	37,4*	160,0	230,0	-	250,0	80	26,1*	158,0	195,0	-	193,5
82	33,0*	142,6	209,0	-	243,0	82	24,4*	150,0	195,0	-	192,0
86	28,5*	126,0	191,0	-	225,0	86	21,2*	135,0	190,0	-	188,0
87	24,2*	122,0	187,0	-	221,0	87	20,4*	131,5	186,0	-	187,0
90	-	109,3	175,0	-	209,0	90	-	121,5	174,0	-	184,0
91	-	105,0	171,5	-	204,7	94	-	109,0	159,0	-	181,0
94	-	-	160,0	-	192,0	98	-	96,7	147,0	-	178,0
98	-	-	144,0	-	176,0	102	-	84,0	135,0	-	165,0
100	-	-	136,0	177,0	168,7	103	-	80,5	132,5	-	161,7
102	-	-	128,0	172,0	161,5	106	-	-	123,0	-	152,0
106	-	-	111,0	163,0	147,0	108	-	-	117,0	154,0	145,5
110	-	-	-	154,0	133,8	110	-	-	111,0	150,0	139,0
114	-	-	-	142,0	121,0	114	-	-	99,0	140,0	127,0
118	-	-	-	126,0	109,5	116	-	-	93,0	134,0	121,5
122	-	-	-	-	98,0	118	-	-	-	129,0	116,0
126	-	-	-	-	87,2	122	-	-	-	119,0	105,0
130	-	-	-	-	76,5	126	-	-	-	110,0	94,7
134	-	-	-	-	69,5	130	-	-	-	98,5	84,5
138	-	-	-	-	63,0	134	-	-	-	-	75,0
142	-	-	-	-	54,0	138	-	-	-	-	65,5
146	-	-	-	-	45,0	142	-	-	-	-	58,5
150	-	-	-	-	35,8	146	-	-	-	-	52,5
154	-	-	-	-	26,6	150	-	-	-	-	45,1
						154	-	-	-	-	37,6
						158	-	-	-	-	29,5
						162	-	-	-	-	21,5

0 t 280 t 400 t 520 t 640 t 720 t 800 t

6 m steps of luffing jib is standard · 6 m Stufung der Wippe ist Standard · Des paliers de 6 m sont de série pour la fléchette · Falcone standard con sezioni di 6 m · Incrementos de 6 m para plumín abatible son estándar · Lances de 6 m da lança auxiliar como padrão · 6 м шаг размера гуська является стандартом

\* Main boom angle 88° · Hauptauslegerwinkel 88° · Jarret de flèche principale 88° · Inclinazione braccio base 88° · Ángulo de pluma principal 88° · Ángulo da lança principal 88° · Угол подъема гл. стрелы 88°

Main boom angle 88°, 85°, 75° and 65°; capacities for intermediate boom positions are calculated by the crane control system IC-1  
 Hauptauslegerwinkel 88°, 85°, 75° und 65°; Traglasten für Zwischenstellungen des Hauptauslegers werden von der Kransteuerung IC-1 berechnet  
 Jarret de flèche principale 88°, 85°, 75° et 65°; le système de commande de la grue IC-1 calcule les charges pour les positions intermédiaires de la flèche  
 Inclinazione braccio base 88°, 85°, 75° e 65°; capacità per posizioni intermedie del braccio sono calcolate dal sistema di controllo della gru IC-1  
 Ángulo de pluma principal 88°, 85°, 75° y 65° las capacidades para posiciones de pluma intermedias son calculadas por el sistema de control de grúa IC-1  
 Ângulos da lança principal 88°, 85°, 75° e 65°; as capacidades para posições da lança intermediária são calculadas pelo sistema de controle da grua IC-1  
 Грузоподъемность при углах подъема главной стрелы 88°, 85°, 75° и 65°, грузоподъемность в промежуточных положениях стрелы рассчитывается системой управления краном IC-1

295 t + 60 t		19-30 m		10,5 m		9.8 m/s		360°		ISO					
82 m + 108 m						82 m + 120 m									
BSWSL						BSWSL									
BSFSL						BSFSL									
0 t			0 t-800 t			0 t			0 t-800 t						
88°/85°		88°/85°		75°		65°		88°/85°		88°/85°		75°		65°	
m	t	t	t	t	t	m	t	t	t	t	t	m	t	t	t
42	-	156,0*	-	-	-	46	-	112,0*	-	-	-	46	-	-	-
46	78,5*	153,0*	-	-	-	50	60,0*	110,0*	-	-	-	50	60,0*	-	-
50	69,5*	150,0*	-	-	-	54	50,0*	107,0*	-	-	-	54	50,0*	-	-
53	61,0*	154,0	-	-	-	57	43,0*	110,0	-	-	-	57	43,0*	-	110,0
54	58,5*	154,0	-	-	155,0	58	40,6*	109,0	-	-	-	58	40,6*	-	110,0
58	49,8*	152,0	-	-	153,0	62	33,4*	107,0	-	-	-	62	33,4*	-	108,0
62	42,2*	149,0	-	-	152,0	66	26,1*	105,0	-	-	-	66	26,1*	-	107,0
66	36,7*	147,0	-	-	150,0	70	-	103,0	-	-	-	70	-	-	105,0
70	31,2*	145,0	-	-	148,0	74	-	101,0	-	-	-	74	-	-	104,0
74	25,7*	143,0	-	-	146,0	78	-	99,0	-	-	-	78	-	-	102,0
78	20,1*	141,0	-	-	144,0	82	-	97,2	-	-	-	82	-	-	100,0
82	-	139,0	-	-	142,0	86	-	95,7	-	-	-	86	-	-	98,5
85	-	136,0	141,0	-	139,6	90	-	94,2	-	-	-	90	-	-	96,5
86	-	134,0	141,0	-	139,0	91	-	93,8	96,5	-	-	91	-	-	96,1
90	-	124,0	140,0	-	137,0	94	-	92,7	96,0	-	-	94	-	-	95,0
94	-	112,0	140,0	-	135,0	98	-	91,2	95,5	-	-	98	-	-	93,0
98	-	101,0	140,0	-	132,0	102	-	88,7	94,5	-	-	102	-	-	91,2
102	-	91,0	131,0	-	129,8	106	-	82,7	94,0	-	-	106	-	-	89,5
106	-	81,3	120,0	-	127,0	110	-	74,5	93,5	-	-	110	-	-	87,8
109	-	74,0	113,5	-	125,5	114	-	66,5	93,0	-	-	114	-	-	86,0
110	-	71,5	111,0	-	125,0	118	-	58,5	90,5	-	-	118	-	-	84,7
114	-	61,5	103,0	-	123,0	121	-	52,6	85,2	-	-	121	-	-	83,8
116	-	-	98,0	123,0	119,7	122	-	50,7	83,5	-	-	122	-	-	83,5
118	-	-	93,0	123,0	116,5	125	-	44,9	78,5	83,5	-	125	-	83,5	82,3
122	-	-	84,0	115,0	110,0	126	-	42,7	76,5	83,5	-	126	-	83,5	82,0
126	-	-	74,0	106,0	100,0	130	-	-	69,0	83,5	-	130	-	83,5	80,5
128	-	-	69,5	102,0	95,2	134	-	-	61,5	83,5	-	134	-	83,5	77,7
130	-	-	-	98,5	90,5	138	-	-	53,5	80,0	-	138	-	80,0	75,0
134	-	-	-	91,5	81,5	140	-	-	49,8	77,0	-	140	-	77,0	71,0
138	-	-	-	84,0	72,5	142	-	-	-	74,0	-	142	-	74,0	67,0
142	-	-	-	74,5	64,2	146	-	-	-	68,5	-	146	-	68,5	59,0
146	-	-	-	-	56,0	150	-	-	-	62,0	-	150	-	62,0	51,7
150	-	-	-	-	48,2	154	-	-	-	54,5	-	154	-	54,5	44,4
154	-	-	-	-	40,4	158	-	-	-	-	-	158	-	-	37,4
158	-	-	-	-	35,5	162	-	-	-	-	-	162	-	-	30,5
162	-	-	-	-	31,0	166	-	-	-	-	-	166	-	-	24,5
166	-	-	-	-	23,8	170	-	-	-	-	-	170	-	-	20,5
168	-	-	-	-	20,3										


0 t
280 t
400 t
520 t
640 t
720 t
800 t

6 m steps of luffing jib is standard · 6 m Stufung der Wippe ist Standard · Des paliers de 6 m sont de série pour la fléchette · Falcone standard con sezioni di 6 m · Incrementos de 6 m para plumín abatible son estándar · Lances de 6 m da lança auxiliar como padrão · 6 м шаг размера гуська является стандартом

\* Main boom angle 88° · Hauptauslegerwinkel 88° · Jarret de flèche principale 88° · Inclinazione braccio base 88° · Ángulo de pluma principal 88° · Ângulo da lança principal 88° · Угол подъема гл. стрелы 88°

Main boom angle 88°, 85°, 75° and 65°; capacities for intermediate boom positions are calculated by the crane control system IC-1  
 Hauptauslegerwinkel 88°, 85°, 75° und 65°; Traglasten für Zwischenstellungen des Hauptauslegers werden von der Kransteuerung IC-1 berechnet  
 Jarret de flèche principale 88°, 85°, 75° et 65°; le système de commande de la grue IC-1 calcule les charges pour les positions intermédiaires de la flèche  
 Inclinazione braccio base 88°, 85°, 75° e 65°; capacità per posizioni intermedie del braccio sono calcolate dal sistema di controllo della gru IC-1  
 Ángulo de pluma principal 88°, 85°, 75° y 65° las capacidades para posiciones de pluma intermedias son calculadas por el sistema de control de grúa IC-1  
 Ângulos da lança principal 88°, 85°, 75° e 65°; as capacidades para posições da lança intermediária são calculadas pelo sistema de controle da grua IC-1  
 Грузоподъемность при углах подъема главной стрелы 88°, 85°, 75° и 65°, грузоподъемность в промежуточных положениях стрелы рассчитывается системой управления краном IC-1

295 t + 60 t		19-30 m		10,5 m		9.8 m/s		360°		ISO	
86 m + 36 m						86 m + 48 m					
BSWSL						BSWSL					
0 t						0 t-800 t					
88°/85°		88°/85°		75°		65°		88°/85°		88°/85°	
m	t	t	t	t	t	m	t	t	t	t	t
20	-	553,0*	-	-	-	24	-	463,0*	-	-	-
22	267,0*	525,0*	-	-	-	26	214,0*	442,0*	-	-	-
24	247,0*	499,0*	-	-	-	28	199,0*	422,0*	-	-	-
26	229,0*	474,0*	-	-	-	30	186,0*	403,0*	-	-	-
27	221,0*	569,0	-	-	583,0	31	180,0*	489,0	-	-	495,0
28	213,0*	554,0	-	-	583,0	34	163,0*	456,0	-	-	495,0
30	199,0*	527,0	-	-	583,0	38	145,0*	418,0	-	-	495,0
34	175,0*	477,0	-	-	583,0	42	130,0*	383,0	-	-	495,0
38	156,0*	435,0	-	-	575,0	46	117,0*	354,0	-	-	489,0
41	144,0*	398,0	-	-	571,2	50	106,0*	316,0	-	-	469,0
42	123,0	383,0	-	-	570,0	53	96,5*	289,0	-	-	435,0
46	111,0	326,0	-	-	516,0	54	83,0	280,0	-	-	424,0
49	-	-	484,0	-	477,0	56	79,0	255,0	413,0	-	404,5
50	-	-	474,0	-	464,0	57	77,0	241,0	405,0	-	394,7
54	-	-	428,0	-	419,0	58	-	-	396,0	-	385,0
58	-	-	368,0	-	380,0	62	-	-	346,0	-	351,0
60	-	-	343,0	-	363,0	66	-	-	306,0	-	321,0
62	-	-	-	-	346,0	70	-	-	273,0	-	294,0
66	-	-	-	-	317,0	72	-	-	256,0	-	282,5
68	-	-	-	308,0	303,5	74	-	-	-	-	271,0
70	-	-	-	298,0	290,0	76	-	-	-	266,0	260,0
74	-	-	-	280,0	264,0	78	-	-	-	258,0	249,0
75	-	-	-	276,0	257,5	82	-	-	-	243,0	226,0
78	-	-	-	-	238,0	86	-	-	-	229,0	204,0
82	-	-	-	-	214,0	90	-	-	-	-	184,0
86	-	-	-	-	192,0	94	-	-	-	-	166,0
90	-	-	-	-	171,0	98	-	-	-	-	149,0
94	-	-	-	-	152,0	102	-	-	-	-	133,0
98	-	-	-	-	134,0	106	-	-	-	-	117,0
102	-	-	-	-	120,0	110	-	-	-	-	105,0
106	-	-	-	-	108,0	114	-	-	-	-	96,0
110	-	-	-	-	92,5	118	-	-	-	-	82,2
						122	-	-	-	-	68,5

0 t 280 t 400 t 520 t 640 t 720 t 800 t

6 m steps of luffing jib is standard · 6 m Stufung der Wippe ist Standard · Des paliers de 6 m sont de série pour la fléchette · Falcone standard con sezioni di 6 m · Incrementos de 6 m para plumín abatible son estándar · Lances de 6 m da lança auxiliar como padrão · 6 м шаг размера гуська является стандартом

\* Main boom angle 88° · Hauptauslegerwinkel 88° · Jarret de flèche principale 88° · Inclinazione braccio base 88° · Ángulo de pluma principal 88° · Ángulo da lança principal 88° · Угол подъема гл. стрелы 88°

Main boom angle 88°, 85°, 75° and 65°; capacities for intermediate boom positions are calculated by the crane control system IC-1  
 Hauptauslegerwinkel 88°, 85°, 75° und 65°; Traglasten für Zwischenstellungen des Hauptauslegers werden von der Kransteuerung IC-1 berechnet  
 Jarret de flèche principale 88°, 85°, 75° et 65°; le système de commande de la grue IC-1 calcule les charges pour les positions intermédiaires de la flèche  
 Inclinazione braccio base 88°, 85°, 75° e 65°; capacità per posizioni intermedie del braccio sono calcolate dal sistema di controllo della gru IC-1  
 Ángulo de pluma principal 88°, 85°, 75° y 65° las capacidades para posiciones de pluma intermedias son calculadas por el sistema de control de grúa IC-1  
 Ângulos da lança principal 88°, 85°, 75° e 65°; as capacidades para posições da lança intermediária são calculadas pelo sistema de controle da grua IC-1  
 Грузоподъемность при углах подъема главной стрелы 88°, 85°, 75° и 65°, грузоподъемность в промежуточных положениях стрелы рассчитывается системой управления краном IC-1

295 t + 60 t		19-30 m		10,5 m		9.8 m/s		360°		ISO					
86 m + 60 m						86 m + 72 m									
BSWSL						BSFSL									
0 t		0 t-800 t				0 t		0 t-800 t							
88°/85°		88°/85°		75°		65°		88°/85°		88°/85°		75°		65°	
m	t	t	t	t	t	m	t	t	t	t	t	m	t	t	t
28	-	387,0*	-	-	-	31	-	327,0*	-	-	-	31	-	-	-
30	174,0*	372,0*	-	-	-	34	142,0*	312,0*	-	-	-	34	142,0*	312,0*	-
34	153,0*	343,0*	-	-	-	38	126,0*	290,0*	-	-	-	38	126,0*	290,0*	-
36	144,0*	411,0	-	-	420,0	40	118,0*	349,0	-	-	-	40	118,0*	349,0	353,0
38	136,0*	395,0	-	-	420,0	42	112,0*	338,0	-	-	-	42	112,0*	338,0	353,0
42	121,0*	364,0	-	-	420,0	46	100,0*	317,0	-	-	-	46	100,0*	317,0	353,0
46	109,0*	338,0	-	-	420,0	50	90,0*	295,0	-	-	-	50	90,0*	295,0	353,0
50	98,5*	313,0	-	-	415,0	54	81,0*	275,0	-	-	-	54	81,0*	275,0	352,0
54	89,0*	291,0	-	-	415,0	58	72,5*	257,0	-	-	-	58	72,5*	257,0	349,0
58	81,0*	263,0	-	-	390,0	62	66,0*	240,0	-	-	-	62	66,0*	240,0	349,0
62	74,0*	235,0	361,0	-	356,0	66	60,0*	215,0	-	-	-	66	60,0*	215,0	327,0
64	71,0*	218,0	339,0	-	341,0	69	55,5*	196,5	296,0	-	306,7	69	55,5*	196,5	306,7
66	56,0	203,0	319,0	-	326,0	70	54,0*	191,0	288,0	-	300,0	70	54,0*	191,0	300,0
69	51,0	177,0	292,0	-	305,7	74	48,3*	168,0	258,0	-	276,0	74	48,3*	168,0	276,0
70	-	-	284,0	-	299,0	75	46,8*	162,5	252,0	-	270,5	75	46,8*	162,5	270,5
74	-	-	256,0	-	275,0	78	32,6	146,0	234,0	-	254,0	78	32,6	146,0	254,0
78	-	-	232,0	-	254,0	80	30,4	134,0	223,0	-	244,5	80	30,4	134,0	244,5
82	-	-	206,0	-	234,0	82	-	-	213,0	-	235,0	82	-	-	235,0
84	-	-	189,0	-	224,6	86	-	-	194,0	-	217,0	86	-	-	217,0
85	-	-	-	228,0	219,3	90	-	-	172,0	-	199,0	90	-	-	199,0
86	-	-	-	225,0	214,0	93	-	-	156,5	194,0	185,5	93	-	-	185,5
90	-	-	-	212,0	195,0	94	-	-	151,0	191,0	181,0	94	-	-	181,0
94	-	-	-	200,0	177,0	98	-	-	-	181,0	165,0	98	-	-	165,0
98	-	-	-	190,0	160,0	102	-	-	-	171,0	150,0	102	-	-	150,0
102	-	-	-	-	145,0	106	-	-	-	162,0	136,0	106	-	-	136,0
106	-	-	-	-	130,0	108	-	-	-	158,0	129,5	108	-	-	129,5
110	-	-	-	-	116,5	110	-	-	-	-	123,0	110	-	-	123,0
114	-	-	-	-	103,0	114	-	-	-	-	110,0	114	-	-	110,0
118	-	-	-	-	91,1	118	-	-	-	-	98,2	118	-	-	98,2
122	-	-	-	-	83,5	122	-	-	-	-	86,5	122	-	-	86,5
126	-	-	-	-	72,5	126	-	-	-	-	76,0	126	-	-	76,0
130	-	-	-	-	61,5	130	-	-	-	-	69,0	130	-	-	69,0
134	-	-	-	-	50,0	134	-	-	-	-	61,5	134	-	-	61,5
						138	-	-	-	-	51,5	138	-	-	51,5
						142	-	-	-	-	41,7	142	-	-	41,7
						146	-	-	-	-	31,9	146	-	-	31,9

6 m steps of luffing jib is standard · 6 m Stufung der Wippe ist Standard · Des paliers de 6 m sont de série pour la fléchette · Falcone standard con sezioni di 6 m · Incrementos de 6 m para plumín abatible son estándar · Lances de 6 m da lança auxiliar como padrão · 6 м шаг размера гуська является стандартом

\* Main boom angle 88° · Hauptauslegerwinkel 88° · Jarret de flèche principale 88° · Inclinazione braccio base 88° · Ângulo de pluma principal 88° · Ângulo da lança principal 88° · Угол подъема гл. стрелы 88°

Main boom angle 88°, 85°, 75° and 65°; capacities for intermediate boom positions are calculated by the crane control system IC-1  
 Hauptauslegerwinkel 88°, 85°, 75° und 65°; Traglasten für Zwischenstellungen des Hauptauslegers werden von der Kransteuerung IC-1 berechnet  
 Jarret de flèche principale 88°, 85°, 75° et 65°; le système de commande de la grue IC-1 calcule les charges pour les positions intermédiaires de la flèche  
 Inclinazione braccio base 88°, 85°, 75° e 65°; capacità per posizioni intermedie del braccio sono calcolate dal sistema di controllo della gru IC-1  
 Ângulo de pluma principal 88°, 85°, 75° y 65° las capacidades para posiciones de pluma intermedias son calculadas por el sistema de control de grúa IC-1  
 Ângulos da lança principal 88°, 85°, 75° e 65°; as capacidades para posições da lança intermediária são calculadas pelo sistema de controle da grua IC-1  
 Грузоподъемность при углах подъема главной стрелы 88°, 85°, 75° и 65°, грузоподъемность в промежуточных положениях стрелы рассчитывается системой управления краном IC-1







295 t + 60 t						19-30 m						10,5 m						9.8 m/s						360°						ISO					
86 m + 108 m												86 m + 120 m																							
BSWSL						BSFSL						BSWSL						BSFSL																	
0 t						0 t-800 t						0 t						0 t-800 t																	
88°/85°		88°/85°		75°		65°		88°/85°		88°/85°		75°		65°		88°/85°		88°/85°		75°		65°													
m	t	t	t	t	t	m	t	t	t	t	t	m	t	t	t	t	m	t	t	t	t	t													
43	-	159,0*	-	-	-	47	-	115,0*	-	-	-	47	-	115,0*	-	-	47	-	115,0*	-	-	-													
46	75,5*	157,0*	-	-	-	50	55,5*	112,0*	-	-	-	50	55,5*	112,0*	-	-	50	55,5*	112,0*	-	-	-													
50	65,5*	154,0*	-	-	-	54	46,4*	110,0*	-	-	-	54	46,4*	110,0*	-	-	54	46,4*	110,0*	-	-	-													
53	57,2*	159,0	-	-	-	58	37,0*	112,0	-	-	-	58	37,0*	112,0	-	-	58	37,0*	112,0	-	-	112,0													
54	54,5*	158,0	-	-	-	62	30,0*	110,0	-	-	-	62	30,0*	110,0	-	-	62	30,0*	110,0	-	-	111,0													
58	46,2*	155,0	-	-	-	66	22,9*	107,0	-	-	-	66	22,9*	107,0	-	-	66	22,9*	107,0	-	-	109,0													
62	38,6*	153,0	-	-	-	70	-	105,0	-	-	-	70	-	105,0	-	-	70	-	105,0	-	-	108,0													
66	33,3*	151,0	-	-	-	74	-	103,0	-	-	-	74	-	103,0	-	-	74	-	103,0	-	-	106,0													
70	28,0*	148,0	-	-	-	78	-	101,0	-	-	-	78	-	101,0	-	-	78	-	101,0	-	-	104,0													
74	22,6*	146,0	-	-	-	82	-	99,0	-	-	-	82	-	99,0	-	-	82	-	99,0	-	-	103,0													
75	21,3*	145,5	-	-	-	86	-	97,2	-	-	-	86	-	97,2	-	-	86	-	97,2	-	-	101,0													
78	-	144,0	-	-	-	90	-	95,7	-	-	-	90	-	95,7	-	-	90	-	95,7	-	-	99,5													
82	-	139,0	-	-	-	93	-	94,6	98,5	-	-	93	-	94,6	98,5	-	93	-	94,6	98,5	-	98,0													
86	-	133,0	-	-	-	94	-	94,2	98,0	-	-	94	-	94,2	98,0	-	94	-	94,2	98,0	-	97,5													
88	-	130,0	144,0	-	-	98	-	92,0	97,0	-	-	98	-	92,0	97,0	-	98	-	92,0	97,0	-	95,5													
90	-	124,5	144,0	-	-	102	-	89,2	96,5	-	-	102	-	89,2	96,5	-	102	-	89,2	96,5	-	93,8													
94	-	113,5	143,0	-	-	106	-	84,0	95,5	-	-	106	-	84,0	95,5	-	106	-	84,0	95,5	-	92,0													
98	-	103,0	143,0	-	-	110	-	76,0	95,0	-	-	110	-	76,0	95,0	-	110	-	76,0	95,0	-	90,4													
102	-	93,0	132,0	-	-	114	-	68,0	94,0	-	-	114	-	68,0	94,0	-	114	-	68,0	94,0	-	88,5													
106	-	83,0	122,0	-	-	118	-	60,0	91,5	-	-	118	-	60,0	91,5	-	118	-	60,0	91,5	-	87,2													
110	-	73,5	112,0	-	-	121	-	54,1	85,7	-	-	121	-	54,1	85,7	-	121	-	54,1	85,7	-	86,3													
114	-	63,1	104,0	-	-	122	-	52,2	84,0	-	-	122	-	52,2	84,0	-	122	-	52,2	84,0	-	86,0													
115	-	60,5	102,0	-	-	126	-	44,3	77,5	-	-	126	-	44,3	77,5	-	126	-	44,3	77,5	-	84,5													
118	-	-	96,0	123,0	-	127	-	-	76,0	85,5	-	127	-	-	76,0	85,5	127	-	-	76,0	85,5	84,1													
122	-	-	87,0	117,0	107,0	130	-	-	71,5	85,5	83,0	130	-	-	71,5	85,5	130	-	-	71,5	85,5	83,0													
126	-	-	77,5	108,0	97,3	134	-	-	64,0	85,5	78,4	134	-	-	64,0	85,5	134	-	-	64,0	85,5	78,4													
130	-	-	67,5	100,0	88,0	138	-	-	56,5	81,5	73,0	138	-	-	56,5	81,5	138	-	-	56,5	81,5	73,0													
134	-	-	-	93,0	79,2	142	-	-	48,5	75,0	65,0	142	-	-	48,5	75,0	142	-	-	48,5	75,0	65,0													
138	-	-	-	86,5	70,5	146	-	-	-	69,5	57,0	146	-	-	-	69,5	146	-	-	-	69,5	57,0													
142	-	-	-	79,5	62,2	150	-	-	-	64,0	49,7	150	-	-	-	64,0	150	-	-	-	64,0	49,7													
144	-	-	-	74,5	58,1	154	-	-	-	58,5	42,4	154	-	-	-	58,5	154	-	-	-	58,5	42,4													
146	-	-	-	-	54,0	158	-	-	-	-	35,5	158	-	-	-	-	158	-	-	-	-	35,5													
150	-	-	-	-	46,4	162	-	-	-	-	28,7	162	-	-	-	-	162	-	-	-	-	28,7													
154	-	-	-	-	38,8	166	-	-	-	-	22,1	166	-	-	-	-	166	-	-	-	-	22,1													
158	-	-	-	-	31,5	167	-	-	-	-	20,5	167	-	-	-	-	167	-	-	-	-	20,5													

0 t 280 t 400 t 520 t 640 t 720 t 800 t

6 m steps of luffing jib is standard · 6 m Stufung der Wippe ist Standard · Des paliers de 6 m sont de série pour la fléchette · Falcone standard con sezioni di 6 m · Incrementos de 6 m para plumín abatible son estándar · Lances de 6 m da lança auxiliar como padrão · 6 м шаг размера гуська является стандартом

\* Main boom angle 88° · Hauptauslegerwinkel 88° · Jarret de flèche principale 88° · Inclinazione braccio base 88° · Ángulo de pluma principal 88° · Ângulo da lança principal 88° · Угол подъема гл. стрелы 88°

Main boom angle 88°, 85°, 75° and 65°; capacities for intermediate boom positions are calculated by the crane control system IC-1  
 Hauptauslegerwinkel 88°, 85°, 75° und 65°; Traglasten für Zwischenstellungen des Hauptauslegers werden von der Kransteuerung IC-1 berechnet  
 Jarret de flèche principale 88°, 85°, 75° et 65°; le système de commande de la grue IC-1 calcule les charges pour les positions intermédiaires de la flèche  
 Inclinazione braccio base 88°, 85°, 75° e 65°; capacità per posizioni intermedie del braccio sono calcolate dal sistema di controllo della gru IC-1  
 Ángulo de pluma principal 88°, 85°, 75° y 65° las capacidades para posiciones de pluma intermedias son calculadas por el sistema de control de grúa IC-1  
 Ângulos da lança principal 88°, 85°, 75° e 65°; as capacidades para posições da lança intermediária são calculadas pelo sistema de controle da grua IC-1  
 Грузоподъемность при углах подъема главной стрелы 88°, 85°, 75° и 65°, грузоподъемность в промежуточных положениях стрелы рассчитывается системой управления краном IC-1

295 t + 60 t		19-30 m		10,5 m		9.8 m/s		360°		ISO	
92 m + 48 m		BSWSL		BSFSL		92 m + 60 m		BSWSL		BSFSL	
0 t		0 t-800 t		0 t		0 t-800 t		0 t		0 t-800 t	
88°/85°		88°/85°		75°		65°		88°/85°		88°/85°	
m	t	t	t	t	t	t	t	m	t	t	t
24	-	444,0*	-	-	-	-	-	28	-	371,0*	-
26	-	425,0*	-	-	-	-	-	30	-	357,0*	-
27	199,0*	415,0*	-	-	-	-	-	31	163,0*	350,0*	-
28	192,0*	406,0*	-	-	-	-	-	34	148,0*	330,0*	-
30	179,0*	389,0*	-	-	-	-	-	36	139,0*	399,0	-
32	168,0*	466,0	-	-	-	-	-	38	131,0*	384,0	-
34	158,0*	445,0	-	-	-	-	-	42	117,0*	356,0	-
38	140,0*	409,0	-	-	-	-	-	46	105,0*	331,0	-
42	125,0*	377,0	-	-	-	-	-	50	95,0*	307,0	-
46	113,0*	348,0	-	-	-	-	-	54	86,0*	286,0	-
50	102,0*	320,0	-	-	-	-	-	58	78,5*	266,0	-
53	95,5*	293,5	-	-	-	-	-	62	71,5*	237,0	-
54	78,5	285,0	-	-	-	-	-	64	68,5*	221,0	347,0
57	73,0	245,5	399,0	-	-	-	-	66	52,0	205,0	333,0
58	71,5	232,0	391,0	-	-	-	-	69	47,6	180,0	305,0
62	-	-	363,0	-	-	-	-	70	-	-	296,0
66	-	-	320,0	-	-	-	-	74	-	-	266,0
70	-	-	284,0	-	-	-	-	78	-	-	240,0
74	-	-	247,0	-	-	-	-	82	-	-	217,0
78	-	-	-	-	-	-	-	84	-	-	201,0
79	-	-	-	-	-	-	-	86	-	-	-
82	-	-	-	246,0	-	-	-	87	-	-	215,0
86	-	-	-	222,0	-	-	-	90	-	-	206,0
89	-	-	-	212,0	-	-	-	94	-	-	194,0
90	-	-	-	-	-	-	-	98	-	-	184,0
94	-	-	-	-	-	-	-	100	-	-	179,0
98	-	-	-	-	-	-	-	102	-	-	-
102	-	-	-	-	-	-	-	106	-	-	-
106	-	-	-	-	-	-	-	110	-	-	-
110	-	-	-	-	-	-	-	114	-	-	-
114	-	-	-	-	-	-	-	118	-	-	-
118	-	-	-	-	-	-	-	122	-	-	-
122	-	-	-	-	-	-	-	126	-	-	-
126	-	-	-	-	-	-	-	130	-	-	-
								134	-	-	-
								138	-	-	-

0 t 280 t 400 t 520 t 640 t 720 t 800 t

6 m steps of luffing jib is standard · 6 m Stufung der Wippe ist Standard · Des paliers de 6 m sont de série pour la fléchette · Falcone standard con sezioni di 6 m · Incrementos de 6 m para plumín abatible son estándar · Lances de 6 m da lança auxiliar como padrão · 6 м шаг размера гуська является стандартом

\* Main boom angle 88° · Hauptauslegerwinkel 88° · Jarret de flèche principale 88° · Inclinazione braccio base 88° · Ángulo de pluma principal 88° · Ángulo da lança principal 88° · Угол подъема гл. стрелы 88°

Main boom angle 88°, 85°, 75° and 65°; capacities for intermediate boom positions are calculated by the crane control system IC-1  
 Hauptauslegerwinkel 88°, 85°, 75° und 65°; Traglasten für Zwischenstellungen des Hauptauslegers werden von der Kransteuerung IC-1 berechnet  
 Jarret de flèche principale 88°, 85°, 75° et 65°; le système de commande de la grue IC-1 calcule les charges pour les positions intermédiaires de la flèche  
 Inclinazione braccio base 88°, 85°, 75° e 65°; capacità per posizioni intermedie del braccio sono calcolate dal sistema di controllo della gru IC-1  
 Ángulo de pluma principal 88°, 85°, 75° y 65° las capacidades para posiciones de pluma intermedias son calculadas por el sistema de control de grúa IC-1  
 Ângulos da lança principal 88°, 85°, 75° e 65°; as capacidades para posições da lança intermediária são calculadas pelo sistema de controle da grua IC-1  
 Грузоподъемность при углах подъема главной стрелы 88°, 85°, 75° и 65°, грузоподъемность в промежуточных положениях стрелы рассчитывается системой управления краном IC-1

295 t + 60 t		19-30 m		10,5 m		9.8 m/s		360°		ISO	
92 m + 72 m		BSWSL		BSFSL		92 m + 84 m		BSWSL		BSFSL	
0 t		0 t-800 t		0 t		0 t-800 t		0 t		0 t-800 t	
88°/85°		88°/85°		75°		65°		88°/85°		88°/85°	
m	t	t	t	t	t	t	t	t	t	t	t
32	-	307,0*	-	-	-	-	-	-	-	-	-
34	137,0*	297,0*	-	-	-	-	-	-	-	-	-
38	121,0*	278,0*	-	-	-	-	-	-	-	-	-
41	111,0*	324,0	-	-	-	327,0	-	-	-	-	-
42	108,0*	321,0	-	-	-	327,0	-	-	-	-	-
46	96,5*	309,0	-	-	-	327,0	-	-	-	-	-
50	86,5*	288,0	-	-	-	327,0	-	-	-	-	-
54	78,0*	270,0	-	-	-	326,0	-	-	-	-	-
58	69,0*	252,0	-	-	-	323,0	-	-	-	-	-
62	62,0*	236,0	-	-	-	322,0	-	-	-	-	-
66	56,5*	221,0	-	-	-	322,0	-	-	-	-	-
70	50,5*	198,0	307,0	-	-	300,0	-	-	-	-	-
74	45,1*	174,0	275,0	-	-	276,0	-	-	-	-	-
76	38,6*	163,0	261,0	-	-	265,5	-	-	-	-	-
78	28,5	152,0	248,0	-	-	255,0	-	-	-	-	-
81	24,9	134,0	230,5	-	-	240,0	-	-	-	-	-
82	-	-	225,0	-	-	235,0	-	-	-	-	-
86	-	-	206,0	-	-	217,0	-	-	-	-	-
90	-	-	184,0	-	-	201,0	-	-	-	-	-
94	-	-	162,0	-	-	184,0	-	-	-	-	-
96	-	-	151,0	185,0	-	176,0	-	-	-	-	-
98	-	-	-	179,0	-	168,0	-	-	-	-	-
102	-	-	-	170,0	-	153,3	-	-	-	-	-
106	-	-	-	161,0	-	139,0	-	-	-	-	-
110	-	-	-	153,0	-	126,5	-	-	-	-	-
112	-	-	-	149,0	-	120,2	-	-	-	-	-
114	-	-	-	-	-	114,0	-	-	-	-	-
118	-	-	-	-	-	102,5	-	-	-	-	-
122	-	-	-	-	-	91,0	-	-	-	-	-
126	-	-	-	-	-	80,2	-	-	-	-	-
130	-	-	-	-	-	69,5	-	-	-	-	-
134	-	-	-	-	-	62,0	-	-	-	-	-
138	-	-	-	-	-	56,0	-	-	-	-	-
142	-	-	-	-	-	46,6	-	-	-	-	-
146	-	-	-	-	-	37,3	-	-	-	-	-
150	-	-	-	-	-	27,8	-	-	-	-	-
35	-	252,0*	-	-	-	-	-	-	-	-	-
38	111,0*	245,0*	-	-	-	-	-	-	-	-	-
42	98,5*	234,0*	-	-	-	-	-	-	-	-	-
45	90,2*	262,0	-	-	-	-	-	-	-	262,0	-
46	87,5*	260,0	-	-	-	-	-	-	-	262,0	-
50	78,0*	255,0	-	-	-	-	-	-	-	262,0	-
54	69,5*	247,0	-	-	-	-	-	-	-	262,0	-
58	61,5*	236,0	-	-	-	-	-	-	-	262,0	-
62	53,5*	221,0	-	-	-	-	-	-	-	260,0	-
66	45,2*	208,0	-	-	-	-	-	-	-	257,0	-
70	39,8*	195,0	-	-	-	-	-	-	-	254,0	-
74	35,8*	182,0	-	-	-	-	-	-	-	250,0	-
77	32,7*	168,0	249,0	-	-	244,0	-	-	-	244,7	-
78	31,7*	163,0	244,0	-	-	243,0	-	-	-	243,0	-
82	27,6*	146,5	221,0	-	-	237,0	-	-	-	237,0	-
86	23,5*	130,0	202,0	-	-	219,0	-	-	-	219,0	-
87	22,5*	126,0	197,5	-	-	215,0	-	-	-	215,0	-
90	-	113,5	184,0	-	-	203,0	-	-	-	203,0	-
92	-	105,0	177,0	-	-	195,5	-	-	-	195,5	-
94	-	-	169,0	-	-	188,0	-	-	-	188,0	-
98	-	-	154,0	-	-	173,0	-	-	-	173,0	-
102	-	-	138,0	-	-	159,0	-	-	-	159,0	-
104	-	-	130,0	157,0	-	152,0	-	-	-	152,0	-
106	-	-	122,0	148,0	-	145,0	-	-	-	145,0	-
108	-	-	114,0	144,0	-	138,7	-	-	-	138,7	-
110	-	-	-	140,0	-	132,5	-	-	-	132,5	-
114	-	-	-	137,0	-	120,0	-	-	-	120,0	-
118	-	-	-	130,0	-	108,7	-	-	-	108,7	-
122	-	-	-	123,0	-	97,5	-	-	-	97,5	-
126	-	-	-	-	-	87,2	-	-	-	87,2	-
130	-	-	-	-	-	77,0	-	-	-	77,0	-
134	-	-	-	-	-	67,5	-	-	-	67,5	-
138	-	-	-	-	-	58,0	-	-	-	58,0	-
142	-	-	-	-	-	50,2	-	-	-	50,2	-
146	-	-	-	-	-	45,1	-	-	-	45,1	-
150	-	-	-	-	-	37,3	-	-	-	37,3	-
154	-	-	-	-	-	29,6	-	-	-	29,6	-
158	-	-	-	-	-	21,4	-	-	-	21,4	-

0 t 280 t 400 t 520 t 640 t 720 t 800 t

6 m steps of luffing jib is standard · 6 m Stufung der Wippe ist Standard · Des paliers de 6 m sont de série pour la fléchette · Falcone standard con sezioni di 6 m · Incrementos de 6 m para plumín abatible son estándar · Lances de 6 m da lança auxiliar como padrão · 6 м шаг размера гуська является стандартом

\* Main boom angle 88° · Hauptauslegerwinkel 88° · Jarret de flèche principale 88° · Inclinazione braccio base 88° · Ángulo de pluma principal 88° · Ángulo da lança principal 88° · Угол подъема гл. стрелы 88°

Main boom angle 88°, 85°, 75° and 65°; capacities for intermediate boom positions are calculated by the crane control system IC-1  
 Hauptauslegerwinkel 88°, 85°, 75° und 65°; Traglasten für Zwischenstellungen des Hauptauslegers werden von der Kransteuerung IC-1 berechnet  
 Jarret de flèche principale 88°, 85°, 75° et 65°; le système de commande de la grue IC-1 calcule les charges pour les positions intermédiaires de la flèche  
 Inclinazione braccio base 88°, 85°, 75° e 65°; capacità per posizioni intermedie del braccio sono calcolate dal sistema di controllo della gru IC-1  
 Ángulo de pluma principal 88°, 85°, 75° y 65° las capacidades para posiciones de pluma intermedias son calculadas por el sistema de control de grúa IC-1  
 Ângulos da lança principal 88°, 85°, 75° e 65°; as capacidades para posições da lança intermediária são calculadas pelo sistema de controle da grua IC-1  
 Грузоподъемность при углах подъема главной стрелы 88°, 85°, 75° и 65°, грузоподъемность в промежуточных положениях стрелы рассчитывается системой управления краном IC-1

295 t + 60 t						19-30 m						10,5 m						9.8 m/s						360°						ISO					
92 m + 96 m												92 m + 108 m																							
BSWSL						BSFSL						BSWSL						BSFSL																	
0 t			0 t-800 t			0 t			0 t-800 t			0 t			0 t-800 t			0 t			0 t-800 t			0 t			0 t-800 t								
88°/85°		88°/85°		75°		65°		88°/85°		88°/85°		75°		65°		88°/85°		88°/85°		75°		65°		88°/85°		88°/85°		75°		65°					
m	t	t	t	t	t	m	t	t	t	t	t	m	t	t	t	t	m	t	t	t	t	t	m	t	t	t	t	t							
39	-	198,0*	-	-	-	43	-	151,0*	-	-	-	43	-	151,0*	-	-	43	-	151,0*	-	-	-	43	-	151,0*	-	-	-							
42	90,0*	195,0*	-	-	-	46	71,5*	149,0*	-	-	-	46	71,5*	149,0*	-	-	46	71,5*	149,0*	-	-	-	46	71,5*	149,0*	-	-	-							
46	79,5*	191,0*	-	-	-	50	60,5*	146,0*	-	-	-	50	60,5*	146,0*	-	-	50	60,5*	146,0*	-	-	-	50	60,5*	146,0*	-	-	-							
49	72,2*	204,0	-	-	204,0	54	50,0*	150,0	-	-	151,0	54	50,0*	150,0	-	-	54	50,0*	150,0	-	-	151,0	54	50,0*	150,0	-	-	151,0							
50	69,5*	203,0	-	-	204,0	58	42,0*	148,0	-	-	149,0	58	42,0*	148,0	-	-	58	42,0*	148,0	-	-	149,0	58	42,0*	148,0	-	-	149,0							
54	59,0*	201,0	-	-	203,0	62	34,5*	146,0	-	-	148,0	62	34,5*	146,0	-	-	62	34,5*	146,0	-	-	148,0	62	34,5*	146,0	-	-	148,0							
58	51,5*	198,0	-	-	202,0	66	29,4*	144,0	-	-	147,0	66	29,4*	144,0	-	-	66	29,4*	144,0	-	-	147,0	66	29,4*	144,0	-	-	147,0							
62	45,0*	196,0	-	-	201,0	70	24,2*	142,0	-	-	146,0	70	24,2*	142,0	-	-	70	24,2*	142,0	-	-	146,0	70	24,2*	142,0	-	-	146,0							
66	38,5*	188,0	-	-	199,0	73	20,4*	140,5	-	-	143,7	73	20,4*	140,5	-	-	73	20,4*	140,5	-	-	143,7	73	20,4*	140,5	-	-	143,7							
70	32,1*	181,0	-	-	197,0	74	-	140,0	-	-	143,0	74	-	140,0	-	-	74	-	140,0	-	-	143,0	74	-	140,0	-	-	143,0							
74	25,6*	171,0	-	-	195,0	78	-	138,0	-	-	141,0	78	-	138,0	-	-	78	-	138,0	-	-	141,0	78	-	138,0	-	-	141,0							
78	21,5*	161,0	-	-	192,0	82	-	134,0	-	-	139,0	82	-	134,0	-	-	82	-	134,0	-	-	139,0	82	-	134,0	-	-	139,0							
79	20,7*	158,5	-	-	191,2	86	-	130,0	-	-	137,0	86	-	130,0	-	-	86	-	130,0	-	-	137,0	86	-	130,0	-	-	137,0							
82	-	151,0	-	-	189,0	89	-	125,2	137,0	-	135,5	89	-	125,2	137,0	-	135,5	89	-	125,2	137,0	-	135,5	89	-	125,2	137,0	-	135,5						
84	-	146,0	190,0	-	187,0	90	-	123,5	137,0	-	135,0	90	-	123,5	137,0	-	135,0	90	-	123,5	137,0	-	135,0	90	-	123,5	137,0	-	135,0						
86	-	138,5	190,0	-	185,0	94	-	114,5	137,0	-	133,0	94	-	114,5	137,0	-	133,0	94	-	114,5	137,0	-	133,0	94	-	114,5	137,0	-	133,0						
90	-	124,5	184,0	-	182,0	98	-	103,7	137,0	-	131,0	98	-	103,7	137,0	-	131,0	98	-	103,7	137,0	-	131,0	98	-	103,7	137,0	-	131,0						
94	-	112,0	168,0	-	178,0	102	-	93,5	136,0	-	128,6	102	-	93,5	136,0	-	128,6	102	-	93,5	136,0	-	128,6	102	-	93,5	136,0	-	128,6						
98	-	99,7	155,0	-	175,0	106	-	83,5	127,0	-	126,0	106	-	83,5	127,0	-	126,0	106	-	83,5	127,0	-	126,0	106	-	83,5	127,0	-	126,0						
102	-	86,8	143,0	-	160,6	110	-	73,8	117,0	-	123,5	110	-	73,8	117,0	-	123,5	110	-	73,8	117,0	-	123,5	110	-	73,8	117,0	-	123,5						
104	-	80,0	137,0	-	153,8	114	-	63,6	108,0	-	121,0	114	-	63,6	108,0	-	121,0	114	-	63,6	108,0	-	121,0	114	-	63,6	108,0	-	121,0						
106	-	-	131,0	-	147,0	115	-	61,0	106,0	-	119,1	115	-	61,0	106,0	-	119,1	115	-	61,0	106,0	-	119,1	115	-	61,0	106,0	-	119,1						
110	-	-	119,0	-	134,5	118	-	-	99,5	-	113,5	118	-	-	99,5	-	113,5	118	-	-	99,5	-	113,5	118	-	-	99,5	-	113,5						
112	-	-	113,0	136,0	128,2	121	-	-	92,2	113,0	108,0	121	-	-	92,2	113,0	108,0	121	-	-	92,2	113,0	108,0	121	-	-	92,2	113,0	108,0						
114	-	-	107,0	132,0	122,0	122	-	-	90,0	112,0	105,0	122	-	-	90,0	112,0	105,0	122	-	-	90,0	112,0	105,0	122	-	-	90,0	112,0	105,0						
118	-	-	95,0	125,0	111,5	126	-	-	80,5	106,0	95,7	126	-	-	80,5	106,0	95,7	126	-	-	80,5	106,0	95,7	126	-	-	80,5	106,0	95,7						
120	-	-	88,0	122,0	106,2	130	-	-	71,0	100,0	86,5	130	-	-	71,0	100,0	86,5	130	-	-	71,0	100,0	86,5	130	-	-	71,0	100,0	86,5						
122	-	-	-	119,0	101,0	134	-	-	-	95,0	77,6	134	-	-	-	95,0	77,6	134	-	-	-	95,0	77,6	134	-	-	-	95,0	77,6						
126	-	-	-	113,0	91,2	138	-	-	-	90,0	69,0	138	-	-	-	90,0	69,0	138	-	-	-	90,0	69,0	138	-	-	-	90,0	69,0						
130	-	-	-	107,0	81,5	142	-	-	-	84,5	61,0	142	-	-	-	84,5	61,0	142	-	-	-	84,5	61,0	142	-	-	-	84,5	61,0						
134	-	-	-	99,5	72,5	146	-	-	-	75,0	53,0	146	-	-	-	75,0	53,0	146	-	-	-	75,0	53,0	146	-	-	-	75,0	53,0						
138	-	-	-	-	63,5	150	-	-	-	-	45,8	150	-	-	-	-	45,8	150	-	-	-	-	45,8	150	-	-	-	-	45,8						
142	-	-	-	-	55,2	154	-	-	-	-	38,5	154	-	-	-	-	38,5	154	-	-	-	-	38,5	154	-	-	-	-	38,5						
146	-	-	-	-	46,9	158	-	-	-	-	31,4	158	-	-	-	-	31,4	158	-	-	-	-	31,4	158	-	-	-	-	31,4						
150	-	-	-	-	39,0	162	-	-	-	-	24,4	162	-	-	-	-	24,4	162	-	-	-	-	24,4	162	-	-	-	-	24,4						
154	-	-	-	-	32,9	164	-	-	-	-	21,0	164	-	-	-	-	21,0	164	-	-	-	-	21,0	164	-	-	-	-	21,0						
158	-	-	-	-	27,2																														
162	-	-	-	-	21,5																														

0 t 280 t 400 t 520 t 640 t 720 t 800 t

6 m steps of luffing jib is standard · 6 m Stufung der Wippe ist Standard · Des paliers de 6 m sont de série pour la fléchette · Falcone standard con sezioni di 6 m · Incrementos de 6 m para plumín abatible son estándar · Lances de 6 m da lança auxiliar como padrão · 6 м шаг размера гуська является стандартом

\* Main boom angle 88° · Hauptauslegerwinkel 88° · Jarret de flèche principale 88° · Inclinazione braccio base 88° · Ângulo de pluma principal 88° · Ângulo da lança principal 88° · Угол подъема гл. стрелы 88°

Main boom angle 88°, 85°, 75° and 65°; capacities for intermediate boom positions are calculated by the crane control system IC-1  
 Hauptauslegerwinkel 88°, 85°, 75° und 65°; Traglasten für Zwischenstellungen des Hauptauslegers werden von der Kransteuerung IC-1 berechnet  
 Jarret de flèche principale 88°, 85°, 75° et 65°; le système de commande de la grue IC-1 calcule les charges pour les positions intermédiaires de la flèche  
 Inclinazione braccio base 88°, 85°, 75° e 65°; capacità per posizioni intermedie del braccio sono calcolate dal sistema di controllo della gru IC-1  
 Ângulo de pluma principal 88°, 85°, 75° y 65° las capacidades para posiciones de pluma intermedias son calculadas por el sistema de control de grúa IC-1  
 Ângulos da lança principal 88°, 85°, 75° e 65°; as capacidades para posições da lança intermediária são calculadas pelo sistema de controle da grua IC-1  
 Грузоподъемность при углах подъема главной стрелы 88°, 85°, 75° и 65°, грузоподъемность в промежуточных положениях стрелы рассчитывается системой управления краном IC-1

295 t + 60 t		19-30 m		10,5 m		9.8 m/s		360°		ISO	
92 m + 120 m		BSWSL		BSFSL		96 m + 48 m		BSWSL		BSFSL	
0 t		0 t-800 t		0 t		0 t-800 t		0 t		0 t-800 t	
88°/85°		88°/85°		75°		65°		88°/85°		88°/85°	
m	t	t	t	t	t	t	t	m	t	t	t
47	-	109,0*	-	-	-	-	-	24	-	436,0*	-
50	50,5*	107,0*	-	-	-	-	-	26	-	417,0*	-
54	41,9*	104,0*	-	-	-	-	-	27	193,0*	408,0*	-
58	32,9*	107,0	-	-	-	107,0	-	28	186,0*	399,0*	-
62	25,9*	105,0	-	-	-	106,0	-	30	174,0*	381,0*	-
65	20,9*	103,5	-	-	-	104,5	-	32	163,0*	455,0	-
66	-	103,0	-	-	-	104,0	-	34	153,0*	435,0	-
70	-	101,0	-	-	-	103,0	-	38	136,0*	399,0	-
74	-	99,0	-	-	-	102,0	-	42	122,0*	367,0	-
78	-	97,0	-	-	-	100,0	-	46	110,0*	339,0	-
82	-	95,2	-	-	-	98,5	-	50	99,5*	315,0	-
86	-	93,7	-	-	-	97,0	-	53	93,0*	295,0	-
90	-	92,1	-	-	-	95,0	-	54	74,5	287,0	-
94	-	90,7	94,0	-	-	93,5	-	58	67,5	239,0	385,0
98	-	88,7	93,5	-	-	92,0	-	62	-	-	357,0
102	-	86,2	92,5	-	-	90,2	-	66	-	-	329,0
106	-	82,7	92,0	-	-	88,5	-	70	-	-	292,0
110	-	76,2	91,5	-	-	86,7	-	74	-	-	262,0
114	-	68,0	91,0	-	-	85,0	-	75	-	-	250,0
118	-	60,2	90,5	-	-	83,6	-	78	-	-	-
121	-	54,5	90,0	-	-	82,4	-	81	-	-	232,0
122	-	52,6	88,0	-	-	82,0	-	82	-	-	228,0
126	-	44,6	81,5	-	-	80,7	-	86	-	-	215,0
127	-	42,5	79,5	-	-	80,4	-	90	-	-	202,0
129	-	-	75,5	80,5	-	79,8	-	94	-	-	-
130	-	-	73,5	80,5	-	79,5	-	98	-	-	-
134	-	-	66,0	80,5	-	75,2	-	102	-	-	-
138	-	-	58,5	80,5	-	71,0	-	106	-	-	-
142	-	-	51,0	78,5	-	63,2	-	110	-	-	-
146	-	-	-	74,0	-	55,5	-	114	-	-	-
150	-	-	-	68,5	-	48,4	-	118	-	-	-
154	-	-	-	62,5	-	41,4	-	122	-	-	-
158	-	-	-	55,0	-	34,6	-	126	-	-	-
162	-	-	-	-	-	28,0	-	130	-	-	-
166	-	-	-	-	-	21,6	-				
167	-	-	-	-	-	20,1	-				

0 t 280 t 400 t 520 t 640 t 720 t 800 t

6 m steps of luffing jib is standard · 6 m Stufung der Wippe ist Standard · Des paliers de 6 m sont de série pour la fléchette · Falcone standard con sezioni di 6 m · Incrementos de 6 m para plumín abatible son estándar · Lances de 6 m da lança auxiliar como padrão · 6 м шаг размера гуська является стандартом

\* Main boom angle 88° · Hauptauslegerwinkel 88° · Jarret de flèche principale 88° · Inclinazione braccio base 88° · Ángulo de pluma principal 88° · Ángulo da lança principal 88° · Угол подъема гл. стрелы 88°

Main boom angle 88°, 85°, 75° and 65°; capacities for intermediate boom positions are calculated by the crane control system IC-1  
 Hauptauslegerwinkel 88°, 85°, 75° und 65°; Traglasten für Zwischenstellungen des Hauptauslegers werden von der Kransteuerung IC-1 berechnet  
 Jarret de flèche principale 88°, 85°, 75° et 65°; le système de commande de la grue IC-1 calcule les charges pour les positions intermédiaires de la flèche  
 Inclinazione braccio base 88°, 85°, 75° e 65°; capacità per posizioni intermedie del braccio sono calcolate dal sistema di controllo della gru IC-1  
 Ángulo de pluma principal 88°, 85°, 75° y 65° las capacidades para posiciones de pluma intermedias son calculadas por el sistema de control de grúa IC-1  
 Ângulos da lança principal 88°, 85°, 75° e 65°; as capacidades para posições da lança intermediária são calculadas pelo sistema de controle da grua IC-1  
 Грузоподъемность при углах подъема главной стрелы 88°, 85°, 75° и 65°, грузоподъемность в промежуточных положениях стрелы рассчитывается системой управления краном IC-1

295 t + 60 t		19-30 m		10,5 m		9.8 m/s		360°		ISO	
96 m + 60 m		BSWSL		BSFSL		96 m + 72 m		BSWSL		BSFSL	
0 t		0 t-800 t		0 t		0 t-800 t		0 t		0 t-800 t	
88°/85°		88°/85°		75°		65°		88°/85°		88°/85°	
m	t	t	t	t	t	t	t	m	t	t	t
28	-	366,0*	-	-	-	-	-	32	-	306,0*	-
30	-	352,0*	-	-	-	-	-	34	-	295,0*	-
31	158,0*	344,0*	-	-	-	-	-	35	128,0*	290,0*	-
34	143,0*	324,0*	-	-	-	-	-	38	117,0*	274,0*	-
37	131,0*	384,0	-	-	-	391,0	-	41	107,0*	327,0	-
38	127,0*	376,0	-	-	-	391,0	-	42	104,0*	322,0	-
42	113,0*	347,0	-	-	-	391,0	-	46	93,0*	301,0	-
46	102,0*	322,0	-	-	-	391,0	-	50	83,5*	281,0	-
50	92,0*	299,0	-	-	-	390,0	-	54	75,0*	263,0	-
54	83,5*	279,0	-	-	-	379,0	-	58	66,0*	245,0	-
58	75,5*	260,0	-	-	-	373,0	-	62	58,5*	229,0	-
62	69,0*	242,0	-	-	-	347,0	-	66	53,0*	215,0	-
65	59,0*	217,0	335,0	-	-	324,5	-	70	47,8*	201,0	-
66	47,8	209,0	329,0	-	-	317,0	-	72	45,1*	189,0	294,0
70	41,6	176,0	305,0	-	-	290,0	-	74	42,3*	178,0	282,0
74	-	-	273,0	-	-	266,0	-	76	39,5*	167,0	268,0
78	-	-	246,0	-	-	245,0	-	78	24,8	155,0	254,0
82	-	-	223,0	-	-	225,0	-	81	21,9	138,0	236,5
86	-	-	194,0	-	-	207,0	-	82	-	-	231,0
89	-	-	-	202,0	-	193,5	-	86	-	-	210,0
90	-	-	-	199,0	-	189,0	-	90	-	-	191,0
94	-	-	-	187,0	-	172,0	-	94	-	-	169,0
98	-	-	-	177,0	-	156,0	-	97	-	-	152,0
102	-	-	-	168,0	-	141,2	-	98	-	-	146,0
106	-	-	-	127,0	-	127,0	-	102	-	-	173,0
110	-	-	-	-	-	114,0	-	106	-	-	164,0
114	-	-	-	-	-	101,0	-	110	-	-	155,0
118	-	-	-	-	-	89,7	-	114	-	-	147,0
122	-	-	-	-	-	78,0	-	118	-	-	140,0
126	-	-	-	-	-	67,0	-	122	-	-	-
130	-	-	-	-	-	60,5	-	126	-	-	-
134	-	-	-	-	-	51,3	-	130	-	-	-
138	-	-	-	-	-	42,1	-	134	-	-	-
142	-	-	-	-	-	32,0	-	138	-	-	-
								142	-	-	-
								146	-	-	-
								150	-	-	-
								152	-	-	-

0 t 280 t 400 t 520 t 640 t 720 t 800 t

6 m steps of luffing jib is standard · 6 m Stufung der Wippe ist Standard · Des paliers de 6 m sont de série pour la fléchette · Falcone standard con sezioni di 6 m · Incrementos de 6 m para plumín abatible son estándar · Lances de 6 m da lança auxiliar como padrão · 6 м шаг размера гуська является стандартом

\* Main boom angle 88° · Hauptauslegerwinkel 88° · Jarret de flèche principale 88° · Inclinazione braccio base 88° · Ángulo de pluma principal 88° · Ángulo da lança principal 88° · Угол подъема гл. стрелы 88°

Main boom angle 88°, 85°, 75° and 65°; capacities for intermediate boom positions are calculated by the crane control system IC-1  
 Hauptauslegerwinkel 88°, 85°, 75° und 65°; Traglasten für Zwischenstellungen des Hauptauslegers werden von der Kransteuerung IC-1 berechnet  
 Jarret de flèche principale 88°, 85°, 75° et 65°; le système de commande de la grue IC-1 calcule les charges pour les positions intermédiaires de la flèche  
 Inclinazione braccio base 88°, 85°, 75° e 65°; capacità per posizioni intermedie del braccio sono calcolate dal sistema di controllo della gru IC-1  
 Ángulo de pluma principal 88°, 85°, 75° y 65° las capacidades para posiciones de pluma intermedias son calculadas por el sistema de control de grúa IC-1  
 Ângulos da lança principal 88°, 85°, 75° e 65°; as capacidades para posições da lança intermediária são calculadas pelo sistema de controle da grua IC-1  
 Грузоподъемность при углах подъема главной стрелы 88°, 85°, 75° и 65°, грузоподъемность в промежуточных положениях стрелы рассчитывается системой управления краном IC-1

295 t + 60 t		19-30 m		10,5 m		9.8 m/s		360°		ISO	
96 m + 84 m		BSWSL		BSFSL		96 m + 96 m		BSWSL		BSFSL	
0 t		0 t-800 t		0 t		0 t-800 t		0 t		0 t-800 t	
88°/85°		88°/85°		75°		65°		88°/85°		88°/85°	
m	t	t	t	t	t	t	t	m	t	t	t
36	-	253,0*	-	-	-	-	-	39	-	202,0*	-
38	-	245,0*	-	-	-	-	-	42	-	199,0*	-
39	104,0*	242,0*	-	-	-	-	-	43	84,0*	198,0*	-
42	95,0*	231,0*	-	-	-	-	-	46	76,5*	193,0*	-
46	84,0*	266,0	-	-	-	268,0	-	50	65,0*	209,0	-
50	74,0*	259,0	-	-	-	268,0	-	54	55,5*	206,0	-
54	66,0*	245,0	-	-	-	268,0	-	58	47,7*	202,0	-
58	58,0*	229,0	-	-	-	268,0	-	62	41,4*	198,0	-
62	50,0*	215,0	-	-	-	265,0	-	66	35,2*	188,0	-
66	41,9*	201,0	-	-	-	259,0	-	70	28,9*	176,0	-
70	36,6*	189,0	-	-	-	256,0	-	74	22,6*	166,0	-
74	32,7*	177,0	-	-	-	252,0	-	75	21,1*	163,5	-
78	28,9*	166,0	244,0	-	-	242,0	-	78	-	156,0	-
82	25,0*	148,5	227,0	-	-	232,0	-	82	-	146,5	-
86	21,1*	132,0	206,0	-	-	215,0	-	85	-	139,7	194,0
87	20,2*	128,0	201,5	-	-	211,0	-	86	-	137,5	193,0
90	-	115,5	188,0	-	-	199,0	-	90	-	126,5	187,0
93	-	103,0	176,5	-	-	187,7	-	94	-	114,0	171,0
94	-	-	173,0	-	-	184,0	-	98	-	101,7	157,0
98	-	-	158,0	-	-	169,0	-	99	-	98,6	153,5
102	-	-	143,0	-	-	155,0	-	102	-	89,0	144,0
106	-	-	127,0	146,0	-	141,0	-	104	-	82,5	139,0
108	-	-	119,0	142,0	-	134,7	-	106	-	-	133,0
110	-	-	-	138,0	-	128,5	-	110	-	-	123,0
114	-	-	-	131,0	-	116,0	-	114	-	-	111,0
118	-	-	-	124,0	-	104,6	-	118	-	-	99,0
122	-	-	-	118,0	-	94,0	-	120	-	-	92,5
124	-	-	-	115,0	-	89,0	-	122	-	-	-
126	-	-	-	-	-	84,0	-	126	-	-	113,0
130	-	-	-	-	-	74,0	-	126	-	-	107,0
134	-	-	-	-	-	64,9	-	130	-	-	102,0
138	-	-	-	-	-	55,5	-	134	-	-	97,0
142	-	-	-	-	-	47,0	-	136	-	-	94,5
146	-	-	-	-	-	38,5	-	138	-	-	-
150	-	-	-	-	-	32,2	-	142	-	-	-
154	-	-	-	-	-	27,5	-	146	-	-	-
157	-	-	-	-	-	21,6	-	150	-	-	-
								154	-	-	-
								158	-	-	-



6 m steps of luffing jib is standard · 6 m Stufung der Wippe ist Standard · Des paliers de 6 m sont de série pour la fléchette · Falcone standard con sezioni di 6 m · Incrementos de 6 m para plumín abatible son estándar · Lances de 6 m da lança auxiliar como padrão · 6 м шаг размера гуська является стандартом

\* Main boom angle 88° · Hauptauslegerwinkel 88° · Jarret de flèche principale 88° · Inclinazione braccio base 88° · Ângulo de pluma principal 88° · Ângulo da lança principal 88° · Угол подъема гл. стрелы 88°

Main boom angle 88°, 85°, 75° and 65°; capacities for intermediate boom positions are calculated by the crane control system IC-1  
 Hauptauslegerwinkel 88°, 85°, 75° und 65°; Traglasten für Zwischenstellungen des Hauptauslegers werden von der Kransteuerung IC-1 berechnet  
 Jarret de flèche principale 88°, 85°, 75° et 65°; le système de commande de la grue IC-1 calcule les charges pour les positions intermédiaires de la flèche  
 Inclinazione braccio base 88°, 85°, 75° e 65°; capacità per posizioni intermedie del braccio sono calcolate dal sistema di controllo della gru IC-1  
 Ângulo de pluma principal 88°, 85°, 75° y 65° las capacidades para posiciones de pluma intermedias son calculadas por el sistema de control de grúa IC-1  
 Ângulos da lança principal 88°, 85°, 75° e 65°; as capacidades para posições da lança intermediária são calculadas pelo sistema de controle da grua IC-1  
 Грузоподъемность при углах подъема главной стрелы 88°, 85°, 75° и 65°, грузоподъемность в промежуточных положениях стрелы рассчитывается системой управления краном IC-1



295 t + 60 t		19-30 m		10,5 m		9.8 m/s		360°		ISO	
96 m + 108 m		BSWSL		BSFSL		96 m + 120 m		BSWSL		BSFSL	
0 t		0 t-800 t		0 t		0 t-800 t		0 t		0 t-800 t	
88°/85°		88°/85°		75°		65°		88°/85°		88°/85°	
m	t	t	t	t	t	t	t	m	t	t	t
43	-	155,0*	-	-	-	-	-	47	-	112,0*	-
46	-	153,0*	-	-	-	-	-	50	-	109,0*	-
47	64,5*	152,0*	-	-	-	-	-	51	44,2*	109,0*	-
50	56,5*	150,0*	-	-	-	-	-	54	37,7*	107,0*	-
54	46,2*	154,0	-	-	-	155,0	-	58	29,0*	104,0*	-
58	38,3*	152,0	-	-	-	153,0	-	59	27,2*	109,0	-
62	30,9*	150,0	-	-	-	152,0	-	62	22,3*	107,0	-
66	25,9*	147,0	-	-	-	151,0	-	63	20,7*	107,0	-
70	21,0*	145,0	-	-	-	149,0	-	66	-	105,0	-
74	-	143,0	-	-	-	147,0	-	70	-	103,0	-
78	-	141,0	-	-	-	145,0	-	74	-	101,0	-
82	-	135,0	-	-	-	143,0	-	78	-	99,0	-
86	-	127,5	-	-	-	141,0	-	82	-	97,0	-
90	-	120,0	-	-	-	139,0	-	86	-	95,2	-
91	-	118,0	140,0	-	-	138,2	-	90	-	93,7	-
94	-	113,0	140,0	-	-	136,0	-	94	-	92,2	-
98	-	105,0	140,0	-	-	134,0	-	96	-	91,5	95,5
102	-	95,0	139,0	-	-	131,5	-	98	-	90,0	95,0
106	-	85,0	129,0	-	-	129,0	-	102	-	86,5	94,0
110	-	75,2	118,0	-	-	126,6	-	106	-	82,5	93,5
114	-	65,5	109,0	-	-	122,0	-	110	-	77,0	93,0
116	-	60,0	105,0	-	-	117,0	-	114	-	69,5	92,5
118	-	-	101,0	-	-	112,0	-	118	-	61,5	92,0
122	-	-	93,0	106,0	-	102,0	-	121	-	55,6	90,5
126	-	-	83,5	100,0	92,5	92,5	-	122	-	53,7	89,0
130	-	-	74,0	95,0	83,0	83,0	-	126	-	46,1	82,0
132	-	-	69,0	92,5	78,7	78,7	-	127	-	44,0	80,2
134	-	-	-	90,0	74,5	74,5	-	130	-	-	75,5
138	-	-	-	85,5	66,0	66,0	-	131	-	-	74,0
142	-	-	-	81,0	58,0	58,0	-	134	-	-	68,5
146	-	-	-	77,0	50,0	50,0	-	138	-	-	61,0
148	-	-	-	75,0	46,4	46,4	-	142	-	-	53,5
150	-	-	-	-	42,8	42,8	-	144	-	-	49,6
154	-	-	-	-	35,7	35,7	-	146	-	-	-
158	-	-	-	-	28,8	28,8	-	150	-	-	-
162	-	-	-	-	21,9	21,9	-	154	-	-	-
163	-	-	-	-	20,3	20,3	-	158	-	-	-
								162	-	-	-
								165	-	-	-

0 t 280 t 400 t 520 t 640 t 720 t 800 t

6 m steps of luffing jib is standard · 6 m Stufung der Wippe ist Standard · Des paliers de 6 m sont de série pour la fléchette · Falcone standard con sezioni di 6 m · Incrementos de 6 m para plumín abatible son estándar · Lances de 6 m da lança auxiliar como padrão · 6 м шаг размера гуська является стандартом

\* Main boom angle 88° · Hauptauslegerwinkel 88° · Jarret de flèche principale 88° · Inclinazione braccio base 88° · Ángulo de pluma principal 88° · Ángulo da lança principal 88° · Угол подъема гл. стрелы 88°

Main boom angle 88°, 85°, 75° and 65°; capacities for intermediate boom positions are calculated by the crane control system IC-1  
 Hauptauslegerwinkel 88°, 85°, 75° und 65°; Traglasten für Zwischenstellungen des Hauptauslegers werden von der Kransteuerung IC-1 berechnet  
 Jarret de flèche principale 88°, 85°, 75° et 65°; le système de commande de la grue IC-1 calcule les charges pour les positions intermédiaires de la flèche  
 Inclinazione braccio base 88°, 85°, 75° e 65°; capacità per posizioni intermedie del braccio sono calcolate dal sistema di controllo della gru IC-1  
 Ángulo de pluma principal 88°, 85°, 75° y 65° las capacidades para posiciones de pluma intermedias son calculadas por el sistema de control de grúa IC-1  
 Ângulos da lança principal 88°, 85°, 75° e 65°; as capacidades para posições da lança intermediária são calculadas pelo sistema de controle da grua IC-1  
 Грузоподъемность при углах подъема главной стрелы 88°, 85°, 75° и 65°, грузоподъемность в промежуточных положениях стрелы рассчитывается системой управления краном IC-1



295 t + 60 t		19-30 m		10,5 m		9.8 m/s		360°		ISO						
102 m + 48 m						102 m + 60 m										
BSWSL						BSFSL										
0 t			0 t-800 t			0 t			0 t-800 t							
88°/85°		88°/85°		75°		65°		88°/85°		88°/85°		75°		65°		
m	t	t	t	t	t	m	t	t	t	t	t	m	t	t	t	
24	-	414,0*	-	-	-	28	-	350,0*	-	-	-	28	-	350,0*	-	-
26	-	401,0*	-	-	-	30	-	337,0*	-	-	-	30	-	337,0*	-	-
27	186,0*	392,0*	-	-	-	31	152,0*	331,0*	-	-	-	31	152,0*	331,0*	-	-
28	179,0*	384,0*	-	-	-	34	138,0*	312,0*	-	-	-	34	138,0*	312,0*	-	-
30	168,0*	367,0*	-	-	-	37	126,0*	371,0*	-	-	374,0	37	126,0*	371,0*	-	374,0
33	152,5*	433,0	-	-	442,0	38	122,0*	365,0	-	-	374,0	38	122,0*	365,0	-	374,0
34	148,0*	424,0	-	-	442,0	42	109,0*	339,0	-	-	374,0	42	109,0*	339,0	-	374,0
38	131,0*	390,0	-	-	442,0	46	98,0*	315,0	-	-	374,0	46	98,0*	315,0	-	374,0
42	117,0*	360,0	-	-	442,0	50	88,5*	293,0	-	-	374,0	50	88,5*	293,0	-	374,0
46	106,0*	334,0	-	-	435,0	54	80,0*	274,0	-	-	357,0	54	80,0*	274,0	-	357,0
50	96,0*	310,0	-	-	411,0	58	73,0*	256,0	-	-	340,0	58	73,0*	256,0	-	340,0
53	89,5*	293,5	-	-	397,5	62	65,5*	240,0	-	-	325,0	62	65,5*	240,0	-	325,0
54	70,0	288,0	-	-	393,0	65	59,5*	220,0	-	-	312,2	65	59,5*	220,0	-	312,2
58	63,5	244,0	-	-	373,0	66	42,9	212,0	-	-	308,0	66	42,9	212,0	-	308,0
59	61,5	230,0	-	-	364,7	67	41,6	204,0	303,0	-	302,5	67	41,6	204,0	303,0	302,5
60	-	-	360,0	-	356,5	70	37,7	179,0	289,0	-	286,0	70	37,7	179,0	289,0	286,0
62	-	-	347,0	-	340,0	74	-	-	272,0	-	262,0	74	-	-	272,0	262,0
66	-	-	324,0	-	310,0	78	-	-	255,0	-	241,0	78	-	-	255,0	241,0
70	-	-	302,0	-	283,0	82	-	-	231,0	-	221,0	82	-	-	231,0	221,0
74	-	-	272,0	-	259,0	86	-	-	206,0	-	203,0	86	-	-	206,0	203,0
76	-	-	256,0	-	248,0	88	-	-	189,0	-	194,0	88	-	-	189,0	194,0
78	-	-	-	-	238,0	90	-	-	-	-	185,0	90	-	-	-	185,0
82	-	-	-	-	218,0	92	-	-	-	185,0	176,5	92	-	-	-	176,5
84	-	-	-	213,0	208,0	94	-	-	-	180,0	168,0	94	-	-	-	168,0
86	-	-	-	206,0	198,0	98	-	-	-	170,0	153,0	98	-	-	-	153,0
90	-	-	-	195,0	180,0	102	-	-	-	161,0	138,7	102	-	-	-	138,7
93	-	-	-	186,0	167,2	104	-	-	-	157,0	131,8	104	-	-	-	131,8
94	-	-	-	-	163,0	106	-	-	-	-	125,0	106	-	-	-	125,0
98	-	-	-	-	147,0	110	-	-	-	-	112,5	110	-	-	-	112,5
102	-	-	-	-	132,5	114	-	-	-	-	100,0	114	-	-	-	100,0
106	-	-	-	-	118,0	118	-	-	-	-	88,5	118	-	-	-	88,5
110	-	-	-	-	105,0	122	-	-	-	-	77,5	122	-	-	-	77,5
114	-	-	-	-	92,0	126	-	-	-	-	66,8	126	-	-	-	66,8
118	-	-	-	-	79,7	130	-	-	-	-	57,0	130	-	-	-	57,0
122	-	-	-	-	67,5	134	-	-	-	-	50,3	134	-	-	-	50,3
126	-	-	-	-	59,5	138	-	-	-	-	43,0	138	-	-	-	43,0
130	-	-	-	-	51,5	142	-	-	-	-	33,7	142	-	-	-	33,7
134	-	-	-	-	40,9	146	-	-	-	-	24,5	146	-	-	-	24,5
138	-	-	-	-	30,1	147	-	-	-	-	22,1	147	-	-	-	22,1



6 m steps of luffing jib is standard · 6 m Stufung der Wippe ist Standard · Des paliers de 6 m sont de série pour la fléchette · Falcone standard con sezioni di 6 m · Incrementos de 6 m para plumín abatible son estándar · Lances de 6 m da lança auxiliar como padrão · 6 м шаг размера гуська является стандартом

\* Main boom angle 88° · Hauptauslegerwinkel 88° · Jarret de flèche principale 88° · Inclinazione braccio base 88° · Ángulo de pluma principal 88° · Ángulo da lança principal 88° · Угол подъема гл. стрелы 88°

Main boom angle 88°, 85°, 75° and 65°; capacities for intermediate boom positions are calculated by the crane control system IC-1  
 Hauptauslegerwinkel 88°, 85°, 75° und 65°; Traglasten für Zwischenstellungen des Hauptauslegers werden von der Kransteuerung IC-1 berechnet  
 Jarret de flèche principale 88°, 85°, 75° et 65°; le système de commande de la grue IC-1 calcule les charges pour les positions intermédiaires de la flèche  
 Inclinazione braccio base 88°, 85°, 75° e 65°; capacità per posizioni intermedie del braccio sono calcolate dal sistema di controllo della gru IC-1  
 Ángulo de pluma principal 88°, 85°, 75° y 65° las capacidades para posiciones de pluma intermedias son calculadas por el sistema de control de grúa IC-1  
 Ângulos da lança principal 88°, 85°, 75° e 65°; as capacidades para posições da lança intermediária são calculadas pelo sistema de controle da grua IC-1  
 Грузоподъемность при углах подъема главной стрелы 88°, 85°, 75° и 65°, грузоподъемность в промежуточных положениях стрелы рассчитывается системой управления краном IC-1

295 t + 60 t		19-30 m		10,5 m		9.8 m/s		360°		ISO	
102 m + 72 m		BSWSL		BSFSL		102 m + 84 m		BSWSL		BSFSL	
0 t		0 t-800 t		0 t		0 t-800 t		0 t		0 t-800 t	
88°/85°		88°/85°		75°		65°		88°/85°		88°/85°	
m	t	t	t	t	t	t	t	t	t	t	t
32	-	289,0*	-	-	-	-	-	-	-	-	-
34	-	280,0*	-	-	-	-	-	-	-	-	-
35	123,0*	276,0*	-	-	-	-	-	-	-	-	-
38	112,0*	263,0*	-	-	-	-	-	-	-	-	-
42	100,0*	303,0	-	-	-	306,0	-	-	-	-	-
46	89,5*	293,0	-	-	-	306,0	-	-	-	-	-
50	80,0*	274,0	-	-	-	306,0	-	-	-	-	-
54	72,0*	257,0	-	-	-	306,0	-	-	-	-	-
58	61,5*	240,0	-	-	-	298,0	-	-	-	-	-
62	54,5*	225,0	-	-	-	286,0	-	-	-	-	-
66	49,6*	211,0	-	-	-	277,0	-	-	-	-	-
70	44,4*	198,0	-	-	-	267,0	-	-	-	-	-
73	40,5*	185,0	257,0	-	-	256,5	-	-	-	-	-
74	39,2*	179,0	253,0	-	-	253,0	-	-	-	-	-
76	36,6*	168,0	247,0	-	-	245,5	-	-	-	-	-
78	20,9	157,0	240,0	-	-	238,0	-	-	-	-	-
82	-	133,0	228,0	-	-	224,0	-	-	-	-	-
86	-	-	215,0	-	-	209,0	-	-	-	-	-
90	-	-	199,0	-	-	192,0	-	-	-	-	-
94	-	-	176,0	-	-	176,0	-	-	-	-	-
98	-	-	154,0	-	-	160,0	-	-	-	-	-
100	-	-	-	161,0	-	153,2	-	-	-	-	-
102	-	-	-	157,0	-	146,5	-	-	-	-	-
106	-	-	-	148,0	-	133,0	-	-	-	-	-
110	-	-	-	140,0	-	120,2	-	-	-	-	-
114	-	-	-	133,0	-	108,0	-	-	-	-	-
116	-	-	-	130,0	-	102,6	-	-	-	-	-
118	-	-	-	-	-	97,2	-	-	-	-	-
122	-	-	-	-	-	86,5	-	-	-	-	-
126	-	-	-	-	-	76,5	-	-	-	-	-
130	-	-	-	-	-	66,5	-	-	-	-	-
134	-	-	-	-	-	57,2	-	-	-	-	-
138	-	-	-	-	-	48,0	-	-	-	-	-
142	-	-	-	-	-	39,9	-	-	-	-	-
146	-	-	-	-	-	34,7	-	-	-	-	-
150	-	-	-	-	-	27,3	-	-	-	-	-
153	-	-	-	-	-	21,3	-	-	-	-	-
36	-	235,0*	-	-	-	-	-	-	-	-	-
38	-	231,0*	-	-	-	-	-	-	-	-	-
39	99,5*	228,0*	-	-	-	-	-	-	-	-	-
42	90,5*	221,0*	-	-	-	-	-	-	-	-	-
46	80,5*	248,0	-	-	-	248,0	-	-	-	-	-
50	69,5*	242,0	-	-	-	248,0	-	-	-	-	-
54	61,0*	233,0	-	-	-	248,0	-	-	-	-	-
58	53,5*	223,0	-	-	-	248,0	-	-	-	-	-
62	45,9*	210,0	-	-	-	246,0	-	-	-	-	-
66	38,2*	197,0	-	-	-	238,0	-	-	-	-	-
70	32,8*	185,0	-	-	-	231,0	-	-	-	-	-
74	29,2*	174,0	-	-	-	225,0	-	-	-	-	-
78	25,5*	164,0	-	-	-	216,0	-	-	-	-	-
80	23,7*	158,0	213,0	-	-	210,5	-	-	-	-	-
82	21,9*	149,5	209,0	-	-	205,0	-	-	-	-	-
84	20,1*	141,0	204,0	-	-	199,5	-	-	-	-	-
86	-	133,0	200,0	-	-	194,0	-	-	-	-	-
88	-	125,0	195,0	-	-	189,0	-	-	-	-	-
90	-	116,5	191,0	-	-	184,0	-	-	-	-	-
93	-	104,0	182,0	-	-	175,7	-	-	-	-	-
94	-	-	178,0	-	-	173,0	-	-	-	-	-
98	-	-	164,0	-	-	162,0	-	-	-	-	-
102	-	-	148,0	-	-	149,5	-	-	-	-	-
106	-	-	132,0	-	-	137,0	-	-	-	-	-
109	-	-	120,5	134,0	-	128,0	-	-	-	-	-
110	-	-	116,0	132,0	-	125,0	-	-	-	-	-
114	-	-	-	125,0	-	113,0	-	-	-	-	-
118	-	-	-	118,0	-	102,6	-	-	-	-	-
122	-	-	-	112,0	-	92,0	-	-	-	-	-
126	-	-	-	106,0	-	82,2	-	-	-	-	-
128	-	-	-	104,0	-	77,3	-	-	-	-	-
130	-	-	-	-	-	72,5	-	-	-	-	-
134	-	-	-	-	-	63,3	-	-	-	-	-
138	-	-	-	-	-	54,5	-	-	-	-	-
142	-	-	-	-	-	46,2	-	-	-	-	-
146	-	-	-	-	-	38,0	-	-	-	-	-
150	-	-	-	-	-	30,0	-	-	-	-	-
154	-	-	-	-	-	22,2	-	-	-	-	-
155	-	-	-	-	-	20,3	-	-	-	-	-

0 t 280 t 400 t 520 t 640 t 720 t 800 t

6 m steps of luffing jib is standard · 6 m Stufung der Wippe ist Standard · Des paliers de 6 m sont de série pour la fléchette · Falcone standard con sezioni di 6 m · Incrementos de 6 m para plumín abatible son estándar · Lances de 6 m da lança auxiliar como padrão · 6 м шаг размера гуська является стандартом

\* Main boom angle 88° · Hauptauslegerwinkel 88° · Jarret de flèche principale 88° · Inclinazione braccio base 88° · Ángulo de pluma principal 88° · Ángulo da lança principal 88° · Угол подъема гл. стрелы 88°

Main boom angle 88°, 85°, 75° and 65°; capacities for intermediate boom positions are calculated by the crane control system IC-1  
 Hauptauslegerwinkel 88°, 85°, 75° und 65°; Traglasten für Zwischenstellungen des Hauptauslegers werden von der Kransteuerung IC-1 berechnet  
 Jarret de flèche principale 88°, 85°, 75° et 65°; le système de commande de la grue IC-1 calcule les charges pour les positions intermédiaires de la flèche  
 Inclinazione braccio base 88°, 85°, 75° e 65°; capacità per posizioni intermedie del braccio sono calcolate dal sistema di controllo della gru IC-1  
 Ángulo de pluma principal 88°, 85°, 75° y 65° las capacidades para posiciones de pluma intermedias son calculadas por el sistema de control de grúa IC-1  
 Ângulos da lança principal 88°, 85°, 75° e 65°; as capacidades para posições da lança intermediária são calculadas pelo sistema de controle da grua IC-1  
 Грузоподъемность при углах подъема главной стрелы 88°, 85°, 75° и 65°, грузоподъемность в промежуточных положениях стрелы рассчитывается системой управления краном IC-1

295 t + 60 t		19-30 m		10,5 m		9.8 m/s		360°		ISO						
102 m + 96 m						102 m + 108 m										
BSWSL						BSWSL										
BSFSL						BSFSL										
0 t		0 t-800 t				0 t		0 t-800 t								
88°/85°		88°/85°		75°		65°		88°/85°		88°/85°		75°		65°		
m	t	t	t	t	t	m	t	t	t	t	t	m	t	t	t	
40	-	188,0*	-	-	-	43	-	146,0*	-	-	-	43	-	146,0*	-	-
42	-	186,0*	-	-	-	46	-	145,0*	-	-	-	46	-	145,0*	-	-
43	80,0*	185,0*	-	-	-	47	59,0*	144,0*	-	-	-	47	59,0*	144,0*	-	-
46	72,0*	181,0*	-	-	-	50	51,0*	142,0*	-	-	-	50	51,0*	142,0*	-	-
50	60,0*	196,0	-	-	196,0	54	41,4*	138,0*	-	-	-	54	41,4*	138,0*	-	-
54	50,5*	193,0	-	-	196,0	55	39,4*	146,0	-	-	146,0	55	39,4*	146,0	-	-
58	43,2*	190,0	-	-	195,0	58	33,7*	145,0	-	-	146,0	58	33,7*	145,0	-	-
62	37,2*	186,0	-	-	195,0	62	26,4*	142,0	-	-	144,0	62	26,4*	142,0	-	-
66	31,3*	179,0	-	-	194,0	66	21,8*	141,0	-	-	143,0	66	21,8*	141,0	-	-
70	25,4*	171,0	-	-	190,0	67	20,6*	140,5	-	-	142,7	67	20,6*	140,5	-	-
73	20,9*	164,0	-	-	187,7	70	-	139,0	-	-	142,0	70	-	139,0	-	-
74	-	162,0	-	-	187,0	74	-	137,0	-	-	140,0	74	-	137,0	-	-
78	-	153,0	-	-	183,0	78	-	135,0	-	-	138,0	78	-	135,0	-	-
82	-	143,5	-	-	179,0	82	-	130,5	-	-	137,0	82	-	130,5	-	-
86	-	135,5	-	-	171,0	86	-	123,5	-	-	135,0	86	-	123,5	-	-
87	-	133,7	173,0	-	169,0	90	-	117,0	-	-	131,0	90	-	117,0	-	-
90	-	126,5	169,0	-	163,0	93	-	112,2	133,0	-	128,0	93	-	112,2	133,0	-
94	-	114,5	164,0	-	156,0	94	-	110,5	133,0	-	127,0	94	-	110,5	133,0	-
98	-	102,0	158,0	-	148,0	98	-	103,5	132,0	-	123,0	98	-	103,5	132,0	-
99	-	99,0	156,5	-	146,0	102	-	95,2	129,0	-	118,5	102	-	95,2	129,0	-
102	-	89,6	150,0	-	140,0	106	-	85,5	126,0	-	114,0	106	-	85,5	126,0	-
105	-	79,5	141,0	-	134,0	110	-	75,7	122,0	-	109,4	110	-	75,7	122,0	-
106	-	-	138,0	-	132,0	114	-	65,8	114,0	-	105,0	114	-	65,8	114,0	-
110	-	-	127,0	-	123,5	116	-	60,5	110,0	-	101,8	116	-	60,5	110,0	-
114	-	-	114,0	-	115,0	118	-	-	105,0	-	98,7	118	-	-	105,0	-
117	-	-	105,0	112,0	107,3	122	-	-	96,0	-	92,5	122	-	-	96,0	-
118	-	-	102,0	110,0	104,7	125	-	-	88,7	90,0	87,6	125	-	-	88,7	90,0
122	-	-	90,0	105,0	94,5	126	-	-	86,5	89,0	86,0	126	-	-	86,5	89,0
126	-	-	-	100,0	85,0	130	-	-	77,0	85,0	79,5	130	-	-	77,0	85,0
130	-	-	-	95,0	75,5	134	-	-	67,0	81,5	71,8	134	-	-	67,0	81,5
134	-	-	-	90,5	67,0	138	-	-	-	77,5	63,5	138	-	-	-	77,5
138	-	-	-	86,5	58,5	142	-	-	-	74,0	55,9	142	-	-	-	74,0
142	-	-	-	-	50,5	146	-	-	-	70,5	48,3	146	-	-	-	70,5
146	-	-	-	-	42,6	150	-	-	-	67,0	41,2	150	-	-	-	67,0
150	-	-	-	-	35,1	154	-	-	-	-	34,1	154	-	-	-	-
154	-	-	-	-	27,7	158	-	-	-	-	27,4	158	-	-	-	-
158	-	-	-	-	20,6	162	-	-	-	-	20,7	162	-	-	-	-



6 m steps of luffing jib is standard · 6 m Stufung der Wippe ist Standard · Des paliers de 6 m sont de série pour la fléchette · Falcone standard con sezioni di 6 m · Incrementos de 6 m para plumín abatible son estándar · Lances de 6 m da lança auxiliar como padrão · 6 м шаг размера гуська является стандартом

\* Main boom angle 88° · Hauptauslegerwinkel 88° · Jarret de flèche principale 88° · Inclinazione braccio base 88° · Ângulo de pluma principal 88° · Ângulo da lança principal 88° · Угол подъема гл. стрелы 88°

Main boom angle 88°, 85°, 75° and 65°; capacities for intermediate boom positions are calculated by the crane control system IC-1  
 Hauptauslegerwinkel 88°, 85°, 75° und 65°; Traglasten für Zwischenstellungen des Hauptauslegers werden von der Kransteuerung IC-1 berechnet  
 Jarret de flèche principale 88°, 85°, 75° et 65°; le système de commande de la grue IC-1 calcule les charges pour les positions intermédiaires de la flèche  
 Inclinazione braccio base 88°, 85°, 75° e 65°; capacità per posizioni intermedie del braccio sono calcolate dal sistema di controllo della gru IC-1  
 Ângulo de pluma principal 88°, 85°, 75° y 65° las capacidades para posiciones de pluma intermedias son calculadas por el sistema de control de grúa IC-1  
 Ângulos da lança principal 88°, 85°, 75° e 65°; as capacidades para posições da lança intermediária são calculadas pelo sistema de controle da grua IC-1  
 Грузоподъемность при углах подъема главной стрелы 88°, 85°, 75° и 65°, грузоподъемность в промежуточных положениях стрелы рассчитывается системой управления краном IC-1

295 t + 60 t		19-30 m		10,5 m		9.8 m/s		360°		ISO	
102 m + 120 m		BSWSL		BSFSL		108 m + 48 m		BSWSL		BSFSL	
0 t		0 t-800 t		0 t		0 t-800 t		0 t		0 t-800 t	
88°/85°		88°/85°		75°		65°		88°/85°		88°/85°	
m	t	t	t	t	t	t	t	m	t	t	t
47	-	106,0*	-	-	-	-	-	25	-	391,0*	-
50	-	104,0*	-	-	-	-	-	26	-	383,0*	-
51	38,9*	103,0*	-	-	-	-	-	28	173,0*	367,0*	-
54	32,7*	101,0*	-	-	-	-	-	30	162,0*	353,0*	-
58	24,5*	99,0*	-	-	-	-	-	33	147,5*	412,0	413,0
59	22,7*	104,0	-	-	-	-	-	34	143,0*	407,0	412,0
60	20,9*	103,0	-	-	-	-	-	38	127,0*	380,0	407,0
62	-	102,0	-	-	-	-	-	42	113,0*	353,0	405,0
66	-	100,0	-	-	-	-	-	46	102,0*	328,0	400,0
70	-	98,5	-	-	-	-	-	50	92,5*	305,0	375,0
74	-	96,5	-	-	-	-	-	53	86,5*	289,5	356,2
78	-	94,5	-	-	-	-	-	54	66,5	284,0	350,0
82	-	93,0	-	-	-	-	-	58	59,0	250,0	324,0
86	-	91,2	-	-	-	-	-	59	57,0	237,0	319,0
90	-	89,7	-	-	-	-	-	62	-	-	302,0
94	-	88,2	-	-	-	-	-	66	-	-	280,0
98	-	86,8	90,5	-	-	-	-	70	-	-	261,0
102	-	83,7	90,0	-	-	-	-	74	-	-	243,0
106	-	80,0	89,5	-	-	-	-	78	-	-	227,0
110	-	75,7	89,5	-	-	-	-	82	-	-	-
114	-	69,5	89,0	-	-	-	-	86	-	-	190,0
118	-	61,7	88,5	-	-	-	-	90	-	-	178,0
122	-	54,0	88,0	-	-	-	-	94	-	-	166,0
126	-	46,1	85,5	-	-	-	-	95	-	-	163,0
128	-	42,1	82,5	-	-	-	-	98	-	-	-
130	-	-	78,5	-	-	-	-	102	-	-	-
134	-	-	70,5	68,5	-	-	-	106	-	-	-
138	-	-	63,0	66,0	60,0	-	-	110	-	-	-
142	-	-	55,5	63,5	54,9	-	-	114	-	-	-
146	-	-	47,9	61,0	49,9	-	-	118	-	-	-
150	-	-	-	58,0	42,9	-	-	122	-	-	-
154	-	-	-	55,5	36,1	-	-	126	-	-	-
158	-	-	-	52,5	29,7	-	-	130	-	-	-
162	-	-	-	50,5	23,3	-	-	134	-	-	-
164	-	-	-	-	20,2	-	-	138	-	-	-
								142	-	-	-

0 t 280 t 400 t 520 t 640 t 720 t 800 t

6 m steps of luffing jib is standard · 6 m Stufung der Wippe ist Standard · Des paliers de 6 m sont de série pour la fléchette · Falcone standard con sezioni di 6 m · Incrementos de 6 m para plumín abatible son estándar · Lances de 6 m da lança auxiliar como padrão · 6 м шаг размера гуська является стандартом

\* Main boom angle 88° · Hauptauslegerwinkel 88° · Jarret de flèche principale 88° · Inclinazione braccio base 88° · Ángulo de pluma principal 88° · Ángulo da lança principal 88° · Угол подъема гл. стрелы 88°

Main boom angle 88°, 85°, 75° and 65°; capacities for intermediate boom positions are calculated by the crane control system IC-1  
 Hauptauslegerwinkel 88°, 85°, 75° und 65°; Traglasten für Zwischenstellungen des Hauptauslegers werden von der Kransteuerung IC-1 berechnet  
 Jarret de flèche principale 88°, 85°, 75° et 65°; le système de commande de la grue IC-1 calcule les charges pour les positions intermédiaires de la flèche  
 Inclinazione braccio base 88°, 85°, 75° e 65°; capacità per posizioni intermedie del braccio sono calcolate dal sistema di controllo della gru IC-1  
 Ángulo de pluma principal 88°, 85°, 75° y 65° las capacidades para posiciones de pluma intermedias son calculadas por el sistema de control de grúa IC-1  
 Ângulos da lança principal 88°, 85°, 75° e 65°; as capacidades para posições da lança intermediária são calculadas pelo sistema de controle da grua IC-1  
 Грузоподъемность при углах подъема главной стрелы 88°, 85°, 75° и 65°, грузоподъемность в промежуточных положениях стрелы рассчитывается системой управления краном IC-1

295 t + 60 t		19-30 m		10,5 m		9.8 m/s		360°		ISO	
108 m + 60 m		BSWSL		BSFSL		108 m + 72 m		BSWSL		BSFSL	
0 t		0 t-800 t		0 t		0 t-800 t		0 t		0 t-800 t	
88°/85°		88°/85°		75°		65°		88°/85°		88°/85°	
m	t	t	t	t	t	t	t	m	t	t	t
28	-	322,0*	-	-	-	-	-	32	-	265,0*	-
30	-	317,0*	-	-	-	-	-	34	-	260,0*	-
32	142,0*	309,0*	-	-	-	-	-	35	119,0*	258,0*	-
34	133,0*	298,0*	-	-	-	-	-	38	108,0*	250,0*	-
38	118,0*	339,0	-	-	-	341,0	-	42	96,5*	278,0	278,0
42	105,0*	326,0	-	-	-	337,0	-	46	86,0*	270,0	275,0
46	94,5*	307,0	-	-	-	335,0	-	50	77,0*	262,0	272,0
50	85,5*	287,0	-	-	-	334,0	-	54	68,0*	249,0	271,0
54	76,5*	269,0	-	-	-	320,0	-	58	58,5*	234,0	265,0
58	69,5*	251,0	-	-	-	302,0	-	62	51,0*	220,0	253,0
62	62,5*	236,0	-	-	-	284,0	-	66	46,3*	207,0	242,0
65	57,0*	223,5	-	-	-	270,5	-	70	41,3*	195,0	231,0
66	38,9	218,0	-	-	-	266,0	-	74	36,4*	182,0	218,0
68	36,5	202,0	257,0	-	-	258,0	-	75	35,1*	176,5	215,0
70	34,1	185,0	249,0	-	-	250,0	-	76	33,9*	171,0	212,0
71	32,9	176,0	245,0	-	-	245,7	-	78	-	159,0	206,0
74	-	-	234,0	-	-	233,0	-	82	-	136,0	194,0
78	-	-	219,0	-	-	216,0	-	86	-	-	183,0
82	-	-	206,0	-	-	200,0	-	90	-	-	173,0
86	-	-	193,0	-	-	184,0	-	94	-	-	163,0
88	-	-	187,0	-	-	177,5	-	98	-	-	154,0
90	-	-	-	-	-	171,0	-	100	-	-	150,0
94	-	-	-	-	-	158,0	-	102	-	-	-
95	-	-	-	156,0	-	155,0	-	103	-	-	128,0
98	-	-	-	149,0	-	146,0	-	106	-	-	122,0
102	-	-	-	139,0	-	133,5	-	110	-	-	115,0
106	-	-	-	131,0	-	121,0	-	114	-	-	109,0
110	-	-	-	-	-	111,0	-	118	-	-	102,0
114	-	-	-	-	-	101,0	-	122	-	-	-
118	-	-	-	-	-	91,0	-	126	-	-	-
122	-	-	-	-	-	81,0	-	130	-	-	-
126	-	-	-	-	-	70,7	-	134	-	-	-
130	-	-	-	-	-	61,0	-	138	-	-	-
134	-	-	-	-	-	51,4	-	141	-	-	-
138	-	-	-	-	-	43,3	-				
142	-	-	-	-	-	36,5	-				
146	-	-	-	-	-	29,4	-				
150	-	-	-	-	-	20,6	-				

0 t 280 t 400 t 520 t 640 t 720 t 800 t

6 m steps of luffing jib is standard · 6 m Stufung der Wippe ist Standard · Des paliers de 6 m sont de série pour la fléchette · Falcone standard con sezioni di 6 m · Incrementos de 6 m para plumín abatible son estándar · Lances de 6 m da lança auxiliar como padrão · 6 м шаг размера гуська является стандартом

\* Main boom angle 88° · Hauptauslegerwinkel 88° · Jarret de flèche principale 88° · Inclinazione braccio base 88° · Ángulo de pluma principal 88° · Ángulo da lança principal 88° · Угол подъема гл. стрелы 88°

Main boom angle 88°, 85°, 75° and 65°; capacities for intermediate boom positions are calculated by the crane control system IC-1  
 Hauptauslegerwinkel 88°, 85°, 75° und 65°; Traglasten für Zwischenstellungen des Hauptauslegers werden von der Kransteuerung IC-1 berechnet  
 Jarret de flèche principale 88°, 85°, 75° et 65°; le système de commande de la grue IC-1 calcule les charges pour les positions intermédiaires de la flèche  
 Inclinazione braccio base 88°, 85°, 75° e 65°; capacità per posizioni intermedie del braccio sono calcolate dal sistema di controllo della gru IC-1  
 Ángulo de pluma principal 88°, 85°, 75° y 65° las capacidades para posiciones de pluma intermedias son calculadas por el sistema de control de grúa IC-1  
 Ângulos da lança principal 88°, 85°, 75° e 65°; as capacidades para posições da lança intermediária são calculadas pelo sistema de controle da grua IC-1  
 Грузоподъемность при углах подъема главной стрелы 88°, 85°, 75° и 65°, грузоподъемность в промежуточных положениях стрелы рассчитывается системой управления краном IC-1

295 t + 60 t		19-30 m		10,5 m		9.8 m/s		360°		ISO						
108 m + 84 m						108 m + 96 m										
BSWSL						BSWSL										
BSFSL						BSFSL										
0 t		0 t-800 t				0 t		0 t-800 t								
88°/85°		88°/85°		75°		65°		88°/85°		88°/85°		75°		65°		
m	t	t	t	t	t	m	t	t	t	t	t	m	t	t	t	
36	-	215,0*	-	-	-	40	-	172,0*	-	-	-	40	-	172,0*	-	-
38	-	211,0*	-	-	-	42	-	169,0*	-	-	-	42	-	169,0*	-	-
39	95,5*	209,5*	-	-	-	43	76,0*	168,0*	-	-	-	43	76,0*	168,0*	-	-
42	87,0*	205,0*	-	-	-	46	67,5*	165,0*	-	-	-	46	67,5*	165,0*	-	-
46	76,5*	223,0	-	-	224,0	50	55,5*	160,0*	-	-	-	50	55,5*	160,0*	-	-
50	65,0*	219,0	-	-	222,0	51	53,2*	176,0	-	-	177,0	51	53,2*	176,0	-	-
54	57,0*	214,0	-	-	220,0	54	46,8*	174,0	-	-	175,0	54	46,8*	174,0	-	-
58	49,9*	208,0	-	-	218,0	58	39,1*	170,0	-	-	174,0	58	39,1*	170,0	-	-
62	42,6*	200,0	-	-	215,0	62	33,4*	167,0	-	-	172,0	62	33,4*	167,0	-	-
66	35,2*	192,0	-	-	209,0	66	27,8*	163,0	-	-	170,0	66	27,8*	163,0	-	-
70	29,6*	181,0	-	-	202,0	70	22,1*	159,0	-	-	167,0	70	22,1*	159,0	-	-
74	26,1*	171,0	-	-	195,0	71	20,7*	158,0	-	-	166,0	71	20,7*	158,0	-	-
78	22,6*	161,0	-	-	187,0	74	-	154,0	-	-	163,0	74	-	154,0	-	-
80	20,8*	157,0	-	-	181,5	78	-	147,0	-	-	159,0	78	-	147,0	-	-
82	-	150,0	178,0	-	176,0	82	-	140,0	-	-	156,0	82	-	140,0	-	-
86	-	135,0	169,0	-	166,0	86	-	132,5	-	-	148,0	86	-	132,5	-	-
88	-	127,0	165,0	-	160,5	88	-	129,0	148,0	-	144,0	88	-	129,0	148,0	-
90	-	118,5	161,0	-	155,0	90	-	125,5	145,0	-	140,0	90	-	125,5	145,0	-
94	-	101,0	152,0	-	144,0	94	-	115,5	138,0	-	132,0	94	-	115,5	138,0	-
98	-	-	144,0	-	133,0	98	-	103,2	132,0	-	124,0	98	-	103,2	132,0	-
102	-	-	137,0	-	123,5	99	-	100,3	130,5	-	121,8	99	-	100,3	130,5	-
106	-	-	129,0	-	114,0	102	-	91,1	126,0	-	115,5	102	-	91,1	126,0	-
110	-	-	122,0	-	105,0	105	-	81,0	121,5	-	109,1	105	-	81,0	121,5	-
111	-	-	118,0	104,0	102,7	106	-	-	120,0	-	107,0	106	-	-	120,0	-
112	-	-	114,0	102,0	100,5	110	-	-	114,0	-	100,0	110	-	-	114,0	-
114	-	-	-	99,5	96,0	114	-	-	108,0	-	92,0	114	-	-	108,0	-
118	-	-	-	94,0	87,0	118	-	-	103,0	-	84,2	118	-	-	103,0	-
122	-	-	-	88,5	78,0	119	-	-	101,5	83,5	82,3	119	-	-	101,5	83,5
126	-	-	-	83,5	70,6	122	-	-	95,0	80,0	76,5	122	-	-	95,0	80,0
130	-	-	-	79,0	63,5	124	-	-	88,0	78,0	72,6	124	-	-	88,0	78,0
134	-	-	-	-	56,4	126	-	-	-	75,5	68,7	126	-	-	-	75,5
138	-	-	-	-	49,4	130	-	-	-	71,5	61,0	130	-	-	-	71,5
142	-	-	-	-	42,2	134	-	-	-	67,5	54,9	134	-	-	-	67,5
146	-	-	-	-	35,0	138	-	-	-	63,5	48,9	138	-	-	-	63,5
150	-	-	-	-	27,8	142	-	-	-	60,0	42,7	142	-	-	-	60,0
151	-	-	-	-	26,0	146	-	-	-	-	36,5	146	-	-	-	-
						150	-	-	-	-	30,3	150	-	-	-	-
						154	-	-	-	-	24,2	154	-	-	-	-
						156	-	-	-	-	21,1	156	-	-	-	-

0 t 280 t 400 t 520 t 640 t 720 t 800 t

6 m steps of luffing jib is standard · 6 m Stufung der Wippe ist Standard · Des paliers de 6 m sont de série pour la fléchette · Falcone standard con sezioni di 6 m · Incrementos de 6 m para plumín abatible son estándar · Lances de 6 m da lança auxiliar como padrão · 6 м шаг размера гусьяка является стандартом

\* Main boom angle 88° · Hauptauslegerwinkel 88° · Jarret de flèche principale 88° · Inclinazione braccio base 88° · Ángulo de pluma principal 88° · Ángulo da lança principal 88° · Угол подъема гл. стрелы 88°

Main boom angle 88°, 85°, 75° and 65°; capacities for intermediate boom positions are calculated by the crane control system IC-1  
 Hauptauslegerwinkel 88°, 85°, 75° und 65°; Traglasten für Zwischenstellungen des Hauptauslegers werden von der Kransteuerung IC-1 berechnet  
 Jarret de flèche principale 88°, 85°, 75° et 65°; le système de commande de la grue IC-1 calcule les charges pour les positions intermédiaires de la flèche  
 Inclinazione braccio base 88°, 85°, 75° e 65°; capacità per posizioni intermedie del braccio sono calcolate dal sistema di controllo della gru IC-1  
 Ángulo de pluma principal 88°, 85°, 75° y 65° las capacidades para posiciones de pluma intermedias son calculadas por el sistema de control de grúa IC-1  
 Ângulos da lança principal 88°, 85°, 75° e 65°; as capacidades para posições da lança intermediária são calculadas pelo sistema de controle da grua IC-1  
 Грузоподъемность при углах подъема главной стрелы 88°, 85°, 75° и 65°, грузоподъемность в промежуточных положениях стрелы рассчитывается системой управления краном IC-1

295 t + 60 t		19-30 m		10,5 m		9.8 m/s		360°		ISO	
108 m + 108 m		BSWSL		BSFSL		108 m + 120 m		BSWSL		BSFSL	
0 t		0 t-800 t		0 t		0 t-800 t		0 t		0 t-800 t	
88°/85°		88°/85°		75°		65°		88°/85°		88°/85°	
m	t	t	t	t	t	t	t	t	t	t	t
43	-	133,0*	-	-	-	-	-	-	-	-	-
46	-	132,0*	-	-	-	-	-	-	-	-	-
47	54,0*	131,0*	-	-	-	-	-	-	-	-	-
50	46,9*	129,0*	-	-	-	-	-	-	-	-	-
54	37,3*	126,0*	-	-	-	-	-	-	-	-	-
55	35,3*	135,0	-	-	-	136,0	-	-	-	-	-
58	29,8*	134,0	-	-	-	135,0	-	-	-	-	-
62	22,6*	132,0	-	-	-	133,0	-	-	-	-	-
66	-	130,0	-	-	-	132,0	-	-	-	-	-
70	-	127,0	-	-	-	131,0	-	-	-	-	-
74	-	125,0	-	-	-	128,0	-	-	-	-	-
78	-	122,0	-	-	-	126,0	-	-	-	-	-
82	-	118,5	-	-	-	123,0	-	-	-	-	-
86	-	116,0	-	-	-	120,0	-	-	-	-	-
90	-	113,0	-	-	-	117,0	-	-	-	-	-
94	-	108,0	116,0	-	-	111,0	-	-	-	-	-
98	-	102,0	114,0	-	-	106,0	-	-	-	-	-
102	-	95,2	111,0	-	-	100,7	-	-	-	-	-
106	-	86,5	106,0	-	-	95,5	-	-	-	-	-
110	-	76,7	102,0	-	-	90,1	-	-	-	-	-
111	-	74,3	101,0	-	-	88,8	-	-	-	-	-
114	-	66,7	97,5	-	-	84,5	-	-	-	-	-
117	-	59,0	94,5	-	-	79,8	-	-	-	-	-
118	-	-	93,5	-	-	78,2	-	-	-	-	-
122	-	-	89,0	-	-	72,0	-	-	-	-	-
126	-	-	85,0	-	-	65,5	-	-	-	-	-
128	-	-	83,0	64,5	-	62,2	-	-	-	-	-
130	-	-	80,0	62,5	59,0	59,0	-	-	-	-	-
134	-	-	70,5	59,0	52,6	52,6	-	-	-	-	-
136	-	-	65,5	57,0	49,4	49,4	-	-	-	-	-
138	-	-	-	55,5	46,3	46,3	-	-	-	-	-
142	-	-	-	52,0	40,7	40,7	-	-	-	-	-
146	-	-	-	49,4	35,4	35,4	-	-	-	-	-
150	-	-	-	46,6	30,0	30,0	-	-	-	-	-
154	-	-	-	-	24,6	24,6	-	-	-	-	-
157	-	-	-	-	20,6	20,6	-	-	-	-	-
47	-	98,0*	-	-	-	-	-	-	-	-	-
50	-	96,5*	-	-	-	-	-	-	-	-	-
51	34,3*	96,0*	-	-	-	-	-	-	-	-	-
54	28,4*	94,0*	-	-	-	-	-	-	-	-	-
58	20,6*	92,0*	-	-	-	-	-	-	-	-	-
60	-	96,5	-	-	-	-	-	-	96,5	-	-
62	-	95,5	-	-	-	-	-	-	96,0	-	-
66	-	94,0	-	-	-	-	-	-	95,0	-	-
70	-	92,0	-	-	-	-	-	-	94,0	-	-
74	-	90,5	-	-	-	-	-	-	93,0	-	-
78	-	89,0	-	-	-	-	-	-	92,0	-	-
82	-	87,2	-	-	-	-	-	-	90,5	-	-
86	-	85,7	-	-	-	-	-	-	89,0	-	-
90	-	84,5	-	-	-	-	-	-	87,5	-	-
94	-	83,2	-	-	-	-	-	-	86,0	-	-
98	-	81,7	-	-	-	-	-	-	83,0	-	-
99	-	81,3	84,5	-	-	-	-	-	82,1	-	-
102	-	79,5	84,5	-	-	-	-	-	79,7	-	-
106	-	76,5	84,0	-	-	-	-	-	76,5	-	-
110	-	73,5	83,5	-	-	-	-	-	73,2	-	-
114	-	69,2	81,5	-	-	-	-	-	70,0	-	-
118	-	62,5	79,5	-	-	-	-	-	66,7	-	-
122	-	54,7	76,5	-	-	-	-	-	63,5	-	-
126	-	47,0	73,5	-	-	-	-	-	58,3	-	-
128	-	42,8	72,0	-	-	-	-	-	55,6	-	-
130	-	-	70,5	-	-	-	-	-	53,0	-	-
134	-	-	67,5	-	-	-	-	-	47,8	-	-
136	-	-	66,0	47,9	-	45,2	-	-	45,2	-	-
138	-	-	64,5	46,4	-	42,7	-	-	42,7	-	-
142	-	-	58,0	43,6	-	37,4	-	-	37,4	-	-
146	-	-	50,5	40,9	-	32,2	-	-	32,2	-	-
148	-	-	-	39,6	-	29,5	-	-	29,5	-	-
150	-	-	-	38,2	-	-	-	-	-	-	-
154	-	-	-	35,8	-	-	-	-	-	-	-
158	-	-	-	33,4	-	-	-	-	-	-	-
162	-	-	-	31,4	-	-	-	-	-	-	-

6 m steps of luffing jib is standard · 6 m Stufung der Wippe ist Standard · Des paliers de 6 m sont de série pour la fléchette · Falcone standard con sezioni di 6 m · Incrementos de 6 m para plumín abatible son estándar · Lances de 6 m da lança auxiliar como padrão · 6 м шаг размера гуська является стандартом

6 m steps of luffing jib is standard · 6 m Stufung der Wippe ist Standard · Des paliers de 6 m sont de série pour la fléchette · Falcone standard con sezioni di 6 m · Incrementos de 6 m para plumín abatible son estándar · Lances de 6 m da lança auxiliar como padrão · 6 м шаг размера гуська является стандартом

\* Main boom angle 88° · Hauptauslegerwinkel 88° · Jarret de flèche principale 88° · Inclinazione braccio base 88° · Ángulo de pluma principal 88° · Ángulo da lança principal 88° · Угол подъема гл. стрелы 88°

Main boom angle 88°, 85°, 75° and 65°; capacities for intermediate boom positions are calculated by the crane control system IC-1  
 Hauptauslegerwinkel 88°, 85°, 75° und 65°; Traglasten für Zwischenstellungen des Hauptauslegers werden von der Kransteuerung IC-1 berechnet  
 Jarret de flèche principale 88°, 85°, 75° et 65°; le système de commande de la grue IC-1 calcule les charges pour les positions intermédiaires de la flèche  
 Inclinazione braccio base 88°, 85°, 75° e 65°; capacità per posizioni intermedie del braccio sono calcolate dal sistema di controllo della gru IC-1  
 Ángulo de pluma principal 88°, 85°, 75° y 65° las capacidades para posiciones de pluma intermedias son calculadas por el sistema de control de grúa IC-1  
 Ângulos da lança principal 88°, 85°, 75° e 65°; as capacidades para posições da lança intermediária são calculadas pelo sistema de controle da grua IC-1  
 Грузоподъемность при углах подъема главной стрелы 88°, 85°, 75° и 65°, грузоподъемность в промежуточных положениях стрелы рассчитывается системой управления краном IC-1



295 t + 60 t 19-30 m 10,5 m 9.8 m/s 360° ISO						
114 m + 48 m				114 m + 60 m		
BSWSL			BSFSL			
0 t		0 t - 800 t				
88°/85°		88°/85°		75°		65°
m	t	t	t	t	t	t
25	-	358,0*	-	-	-	-
26	-	355,0*	-	-	-	-
28	166,0*	348,0*	-	-	-	-
30	155,0*	336,0*	-	-	-	-
34	137,0*	374,0	-	-	-	376,0
38	122,0*	360,0	-	-	-	375,0
42	109,0*	339,0	-	-	-	375,0
46	98,0*	315,0	-	-	-	375,0
50	89,0*	293,0	-	-	-	366,0
54	81,0*	274,0	-	-	-	360,0
58	54,0	256,0	-	-	-	355,0
60	50,5	229,0	-	-	-	345,0
62	-	-	-	-	-	332,0
63	-	-	326,0	-	-	324,5
66	-	-	308,0	-	-	302,0
70	-	-	286,0	-	-	275,0
74	-	-	266,0	-	-	251,0
78	-	-	249,0	-	-	229,0
79	-	-	245,0	-	-	223,7
82	-	-	-	-	-	208,0
86	-	-	-	-	-	190,0
89	-	-	-	180,0	-	176,5
90	-	-	-	178,0	-	172,0
94	-	-	-	167,0	-	156,0
98	-	-	-	158,0	-	141,0
102	-	-	-	-	-	127,3
106	-	-	-	-	-	114,0
110	-	-	-	-	-	101,7
114	-	-	-	-	-	89,5
118	-	-	-	-	-	78,2
122	-	-	-	-	-	67,0
126	-	-	-	-	-	56,9
130	-	-	-	-	-	46,8
134	-	-	-	-	-	39,5
138	-	-	-	-	-	33,0
142	-	-	-	-	-	23,8
143	-	-	-	-	-	21,6

295 t + 60 t 19-30 m 10,5 m 9.8 m/s 360° ISO						
114 m + 48 m				114 m + 60 m		
BSWSL			BSFSL			
0 t		0 t - 800 t				
88°/85°		88°/85°		75°		65°
m	t	t	t	t	t	t
29	-	296,0*	-	-	-	-
30	-	293,0*	-	-	-	-
32	136,0*	287,0*	-	-	-	-
34	127,0*	280,0*	-	-	-	-
38	113,0*	310,0	-	-	-	311,0
42	101,0*	301,0	-	-	-	311,0
46	90,5*	289,0	-	-	-	311,0
50	81,5*	274,0	-	-	-	311,0
54	72,0*	258,0	-	-	-	307,0
58	65,5*	241,0	-	-	-	306,0
62	58,5*	227,0	-	-	-	304,0
65	53,5*	216,5	-	-	-	303,2
66	33,8	213,0	-	-	-	303,0
70	29,4	190,0	287,0	-	-	283,0
71	28,3	181,0	282,0	-	-	277,0
74	-	-	267,0	-	-	259,0
78	-	-	250,0	-	-	237,0
82	-	-	234,0	-	-	217,0
86	-	-	220,0	-	-	198,0
90	-	-	200,0	-	-	181,0
94	-	-	-	-	-	165,0
97	-	-	-	-	159,0	153,7
98	-	-	-	-	157,0	150,0
102	-	-	-	-	148,0	136,5
106	-	-	-	-	140,0	123,0
110	-	-	-	-	133,0	111,1
114	-	-	-	-	-	99,5
118	-	-	-	-	-	88,7
122	-	-	-	-	-	78,0
126	-	-	-	-	-	68,2
130	-	-	-	-	-	58,5
134	-	-	-	-	-	49,3
138	-	-	-	-	-	40,2
142	-	-	-	-	-	31,5
146	-	-	-	-	-	26,0
149	-	-	-	-	-	21,7



6 m steps of luffing jib is standard · 6 m Stufung der Wippe ist Standard · Des paliers de 6 m sont de série pour la fléchette · Falcone standard con sezioni di 6 m · Incrementos de 6 m para plumín abatible son estándar · Lances de 6 m da lança auxiliar como padrão · 6 м шаг размера гуська является стандартом

\* Main boom angle 88° · Hauptauslegerwinkel 88° · Jarret de flèche principale 88° · Inclinazione braccio base 88° · Ângulo de pluma principal 88° · Ângulo da lança principal 88° · Угол подъема гл. стрелы 88°

Main boom angle 88°, 85°, 75° and 65°; capacities for intermediate boom positions are calculated by the crane control system IC-1  
 Hauptauslegerwinkel 88°, 85°, 75° und 65°; Traglasten für Zwischenstellungen des Hauptauslegers werden von der Kransteuerung IC-1 berechnet  
 Jarret de flèche principale 88°, 85°, 75° et 65°; le système de commande de la grue IC-1 calcule les charges pour les positions intermédiaires de la flèche  
 Inclinazione braccio base 88°, 85°, 75° e 65°; capacità per posizioni intermedie del braccio sono calcolate dal sistema di controllo della gru IC-1  
 Ângulo de pluma principal 88°, 85°, 75° y 65° las capacidades para posiciones de pluma intermedias son calculadas por el sistema de control de grúa IC-1  
 Ângulos da lança principal 88°, 85°, 75° e 65°; as capacidades para posições da lança intermediária são calculadas pelo sistema de controle da grua IC-1  
 Грузоподъемность при углах подъема главной стрелы 88°, 85°, 75° и 65°, грузоподъемность в промежуточных положениях стрелы рассчитывается системой управления краном IC-1

295 t + 60 t		19-30 m		10,5 m		9.8 m/s		360°		ISO	
114 m + 72 m		BSWSL		BSFSL		114 m + 84 m		BSWSL		BSFSL	
0 t		0 t-800 t		0 t		0 t-800 t		0 t		0 t-800 t	
88°/85°		88°/85°		75°		65°		88°/85°		88°/85°	
m	t	t	t	t	t	t	t	m	t	t	t
33	-	241,0*	-	-	-	-	-	36	-	196,0*	-
34	-	239,0*	-	-	-	-	-	38	-	193,0*	-
36	110,0*	234,0*	-	-	-	-	-	40	88,0*	190,0*	-
38	103,0*	230,0*	-	-	-	-	-	42	82,5*	187,0*	-
42	91,5*	221,0*	-	-	-	-	-	46	71,0*	181,0*	-
43	89,0*	253,0	-	-	-	254,0	-	47	68,2*	206,0	-
46	82,0*	247,0	-	-	-	254,0	-	50	60,0*	202,0	-
50	73,0*	240,0	-	-	-	254,0	-	54	52,0*	197,0	-
54	63,5*	232,0	-	-	-	254,0	-	58	45,4*	191,0	-
58	54,5*	223,0	-	-	-	254,0	-	62	38,3*	186,0	-
62	47,1*	211,0	-	-	-	251,0	-	66	31,3*	181,0	-
66	42,4*	198,0	-	-	-	251,0	-	70	25,7*	172,0	-
70	37,7*	187,0	-	-	-	251,0	-	74	22,4*	163,0	-
74	33,0*	176,0	-	-	-	249,0	-	76	20,7*	159,0	-
77	25,6*	166,5	249,0	-	-	241,5	-	78	-	154,0	-
78	-	162,0	244,0	-	-	239,0	-	82	-	145,5	-
82	-	139,0	229,0	-	-	220,0	-	83	-	143,2	199,0
83	-	133,0	225,0	-	-	215,2	-	86	-	135,0	199,0
86	-	-	215,0	-	-	201,0	-	88	-	129,0	199,0
90	-	-	202,0	-	-	185,0	-	90	-	120,5	194,0
94	-	-	190,0	-	-	169,0	-	94	-	104,0	182,0
98	-	-	171,0	-	-	154,0	-	98	-	-	171,0
102	-	-	149,0	-	-	141,0	-	102	-	-	160,0
106	-	-	-	134,0	-	128,0	-	106	-	-	144,0
110	-	-	-	127,0	-	116,0	-	110	-	-	128,0
114	-	-	-	120,0	-	105,0	-	114	-	-	112,0
118	-	-	-	114,0	-	94,0	-	118	-	-	105,0
120	-	-	-	111,0	-	89,0	-	122	-	-	99,5
122	-	-	-	-	-	84,0	-	126	-	-	94,0
126	-	-	-	-	-	74,5	-	130	-	-	89,0
130	-	-	-	-	-	65,0	-	132	-	-	87,0
134	-	-	-	-	-	56,2	-	134	-	-	-
138	-	-	-	-	-	47,5	-	138	-	-	-
142	-	-	-	-	-	39,2	-	142	-	-	-
146	-	-	-	-	-	31,0	-	146	-	-	-
150	-	-	-	-	-	23,1	-	150	-	-	-
151	-	-	-	-	-	21,2	-	154	-	-	-



6 m steps of luffing jib is standard · 6 m Stufung der Wippe ist Standard · Des paliers de 6 m sont de série pour la fléchette · Falcone standard con sezioni di 6 m · Incrementos de 6 m para plumín abatible son estándar · Lances de 6 m da lança auxiliar como padrão · 6 м шаг размера гуська является стандартом

\* Main boom angle 88° · Hauptauslegerwinkel 88° · Jarret de flèche principale 88° · Inclinazione braccio base 88° · Ângulo de pluma principal 88° · Ângulo da lança principal 88° · Угол подъема гл. стрелы 88°

Main boom angle 88°, 85°, 75° and 65°; capacities for intermediate boom positions are calculated by the crane control system IC-1  
 Hauptauslegerwinkel 88°, 85°, 75° und 65°; Traglasten für Zwischenstellungen des Hauptauslegers werden von der Kransteuerung IC-1 berechnet  
 Jarret de flèche principale 88°, 85°, 75° et 65°; le système de commande de la grue IC-1 calcule les charges pour les positions intermédiaires de la flèche  
 Inclinazione braccio base 88°, 85°, 75° e 65°; capacità per posizioni intermedie del braccio sono calcolate dal sistema di controllo della gru IC-1  
 Ângulo de pluma principal 88°, 85°, 75° y 65° las capacidades para posiciones de pluma intermedias son calculadas por el sistema de control de grúa IC-1  
 Ângulos da lança principal 88°, 85°, 75° e 65°; as capacidades para posições da lança intermediária são calculadas pelo sistema de controle da grua IC-1  
 Грузоподъемность при углах подъема главной стрелы 88°, 85°, 75° и 65°, грузоподъемность в промежуточных положениях стрелы рассчитывается системой управления краном IC-1

295 t + 60 t		19-30 m		10,5 m		9.8 m/s		360°		ISO						
114 m + 96 m						114 m + 108 m										
BSWSL						BSWSL										
BSFSL						BSFSL										
0 t		0 t-800 t				0 t		0 t-800 t								
88°/85°		88°/85°		75°		65°		88°/85°		88°/85°		75°		65°		
m	t	t	t	t	t	m	t	t	t	t	t	m	t	t	t	
40	-	157,0*	-	-	-	44	-	122,0*	-	-	-	44	-	122,0*	-	-
42	-	155,0*	-	-	-	46	-	121,0*	-	-	-	46	-	121,0*	-	-
44	67,5*	152,0*	-	-	-	48	46,2*	119,0*	-	-	-	48	46,2*	119,0*	-	-
46	61,5*	150,0*	-	-	-	50	41,6*	118,0*	-	-	-	50	41,6*	118,0*	-	-
50	50,5*	146,0*	-	-	-	54	32,5*	115,0*	-	-	-	54	32,5*	115,0*	-	-
52	46,3*	163,0	-	-	164,0	56	28,6*	125,0	-	-	126,0	56	28,6*	125,0	-	126,0
54	42,0*	162,0	-	-	164,0	58	25,2*	124,0	-	-	125,0	58	25,2*	124,0	-	125,0
58	34,4*	159,0	-	-	163,0	61	20,1*	123,5	-	-	125,0	61	20,1*	123,5	-	125,0
62	29,0*	155,0	-	-	163,0	62	-	123,0	-	-	125,0	62	-	123,0	-	125,0
66	23,6*	151,0	-	-	163,0	66	-	121,0	-	-	124,0	66	-	121,0	-	124,0
68	20,9*	149,0	-	-	163,0	70	-	119,0	-	-	123,0	70	-	119,0	-	123,0
70	-	147,0	-	-	162,0	74	-	116,0	-	-	123,0	74	-	116,0	-	123,0
74	-	144,0	-	-	161,0	78	-	114,0	-	-	121,0	78	-	114,0	-	121,0
78	-	138,0	-	-	159,0	82	-	112,0	-	-	119,0	82	-	112,0	-	119,0
82	-	133,0	-	-	157,0	86	-	109,5	-	-	117,0	86	-	109,5	-	117,0
86	-	126,5	-	-	154,0	90	-	106,5	-	-	116,0	90	-	106,5	-	116,0
89	-	121,2	153,0	-	151,7	94	-	102,2	-	-	114,0	94	-	102,2	-	114,0
90	-	119,5	153,0	-	151,0	95	-	100,8	114,0	-	113,5	95	-	100,8	114,0	113,5
94	-	112,5	153,0	-	149,0	98	-	96,5	114,0	-	112,0	98	-	96,5	114,0	112,0
98	-	104,0	153,0	-	144,0	102	-	90,5	114,0	-	109,0	102	-	90,5	114,0	109,0
100	-	99,0	153,0	-	140,0	106	-	85,2	114,0	-	107,0	106	-	85,2	114,0	107,0
102	-	92,5	153,0	-	136,0	110	-	77,7	114,0	-	105,0	110	-	77,7	114,0	105,0
106	-	79,5	146,0	-	128,0	111	-	75,3	114,0	-	104,5	111	-	75,3	114,0	104,5
110	-	-	135,0	-	120,0	114	-	68,0	114,0	-	103,0	114	-	68,0	114,0	103,0
114	-	-	123,0	-	109,0	117	-	60,5	112,5	-	99,7	117	-	60,5	112,5	99,7
118	-	-	111,0	-	99,2	118	-	-	111,0	-	98,6	118	-	-	111,0	98,6
122	-	-	99,5	94,5	89,5	122	-	-	103,0	-	90,0	122	-	-	103,0	90,0
126	-	-	86,5	88,5	80,7	126	-	-	93,0	-	81,2	126	-	-	93,0	81,2
130	-	-	-	84,5	72,0	130	-	-	83,5	75,0	72,5	130	-	-	83,5	75,0
134	-	-	-	79,5	63,6	134	-	-	74,0	70,5	64,7	134	-	-	74,0	70,5
138	-	-	-	75,5	55,5	136	-	-	69,5	68,5	60,8	136	-	-	69,5	68,5
142	-	-	-	71,5	48,0	138	-	-	-	67,0	57,0	138	-	-	-	67,0
144	-	-	-	69,5	44,3	142	-	-	-	63,5	49,7	142	-	-	-	63,5
146	-	-	-	-	40,6	146	-	-	-	60,5	42,5	146	-	-	-	60,5
150	-	-	-	-	33,6	150	-	-	-	57,0	35,7	150	-	-	-	57,0
154	-	-	-	-	26,6	154	-	-	-	53,5	29,0	154	-	-	-	53,5
157	-	-	-	-	21,6	158	-	-	-	-	22,6	158	-	-	-	22,6
						159	-	-	-	-	21,1	159	-	-	-	21,1



6 m steps of luffing jib is standard · 6 m Stufung der Wippe ist Standard · Des paliers de 6 m sont de série pour la fléchette · Falcone standard con sezioni di 6 m · Incrementos de 6 m para plumín abatible son estándar · Lances de 6 m da lança auxiliar como padrão · 6 м шаг размера гуська является стандартом

\* Main boom angle 88° · Hauptauslegerwinkel 88° · Jarret de flèche principale 88° · Inclinazione braccio base 88° · Ângulo de pluma principal 88° · Ângulo da lança principal 88° · Угол подъема гл. стрелы 88°

Main boom angle 88°, 85°, 75° and 65°; capacities for intermediate boom positions are calculated by the crane control system IC-1  
 Hauptauslegerwinkel 88°, 85°, 75° und 65°; Traglasten für Zwischenstellungen des Hauptauslegers werden von der Kransteuerung IC-1 berechnet  
 Jarret de flèche principale 88°, 85°, 75° et 65°; le système de commande de la grue IC-1 calcule les charges pour les positions intermédiaires de la flèche  
 Inclinazione braccio base 88°, 85°, 75° e 65°; capacità per posizioni intermedie del braccio sono calcolate dal sistema di controllo della gru IC-1  
 Ângulo de pluma principal 88°, 85°, 75° y 65° las capacidades para posiciones de pluma intermedias son calculadas por el sistema de control de grúa IC-1  
 Ângulos da lança principal 88°, 85°, 75° e 65°; as capacidades para posições da lança intermediária são calculadas pelo sistema de controle da grua IC-1  
 Грузоподъемность при углах подъема главной стрелы 88°, 85°, 75° и 65°, грузоподъемность в промежуточных положениях стрелы рассчитывается системой управления краном IC-1

295 t + 60 t							19-30 m		10,5 m		9.8 m/s		360°		ISO												
114 m + 120 m							BSWSL		BSFSL		120 m + 60 m																
0 t							0 t-800 t		0 t							0 t-800 t											
88°/85°							88°/85°		75°		65°		88°/85°							88°/85°		75°		65°			
m	t	t	t	t	t	t	m	t	t	t	t	t	t	t	t	m	t	t	t	t	t	t	t	t	t	t	t
48	-	90,5*	-	-	-	-	29	-	271,0*	-	-	-	-	-	-	30	-	268,0*	-	-	-	-	-	-	-	-	-
50	-	89,5*	-	-	-	-	32	130,0*	263,0*	-	-	-	-	-	-	34	122,0*	258,0*	-	-	-	-	-	-	-	-	-
54	-	87,5*	-	-	-	-	38	108,0*	247,0*	-	-	-	-	-	-	39	105,0*	283,0	-	-	-	-	-	-	-	-	-
58	-	85,5*	-	-	-	-	42	97,0*	276,0	-	-	-	-	-	-	46	87,0*	267,0	-	-	-	-	-	-	-	-	-
60	-	90,0	-	-	-	90,0	50	78,0*	257,0	-	-	-	-	-	-	54	68,0*	246,0	-	-	-	-	-	-	-	-	-
62	-	89,0	-	-	-	89,5	58	61,5*	234,0	-	-	-	-	-	-	62	55,0*	220,0	-	-	-	-	-	-	-	-	-
66	-	87,5	-	-	-	88,5	65	50,0*	209,5	-	-	-	-	-	-	66	29,1	206,0	-	-	-	-	-	-	-	-	-
70	-	86,0	-	-	-	87,5	70	25,0	194,0	-	-	-	-	-	-	72	23,0	176,0	-	-	-	-	-	-	-	-	-
74	-	85,0	-	-	-	86,5	74	-	-	267,0	-	-	-	-	-	78	-	-	258,0	-	-	-	-	-	-	-	-
78	-	83,5	-	-	-	85,5	82	-	-	241,0	-	-	-	-	-	86	-	-	226,0	-	-	-	-	-	-	-	-
82	-	82,0	-	-	-	84,0	86	-	-	212,0	-	-	-	-	-	90	-	-	212,0	-	-	-	-	-	-	-	-
86	-	80,7	-	-	-	82,5	90	-	-	200,0	-	-	-	-	-	92	-	-	194,0	-	-	-	-	-	-	-	-
90	-	79,2	-	-	-	81,0	94	-	-	-	-	-	-	-	-	98	-	-	-	-	-	-	-	-	-	-	-
94	-	78,0	-	-	-	79,5	100	-	-	-	-	-	-	-	-	102	-	-	-	-	-	-	-	-	-	-	-
98	-	77,0	-	-	-	78,0	106	-	-	-	-	-	-	-	-	110	-	-	-	-	-	-	-	-	-	-	-
102	-	75,0	-	-	-	76,9	112	-	-	-	-	-	-	-	-	114	-	-	-	-	-	-	-	-	-	-	-
103	-	74,2	77,5	-	-	76,5	118	-	-	-	-	-	-	-	-	122	-	-	-	-	-	-	-	-	-	-	-
106	-	72,0	77,5	-	-	75,5	126	-	-	-	-	-	-	-	-	130	-	-	-	-	-	-	-	-	-	-	-
110	-	69,0	77,5	-	-	74,0	134	-	-	-	-	-	-	-	-	138	-	-	-	-	-	-	-	-	-	-	-
114	-	65,7	77,5	-	-	72,5	142	-	-	-	-	-	-	-	-	146	-	-	-	-	-	-	-	-	-	-	-
118	-	62,0	77,5	-	-	65,5	148	-	-	-	-	-	-	-	-	150	-	-	-	-	-	-	-	-	-	-	-
122	-	55,5	74,5	-	-	58,5	154	-	-	-	-	-	-	-	-	-	-	-	-	-	-	-	-	-	-	-	-
126	-	47,6	70,5	-	-	51,0																					
129	-	41,6	67,2	-	-	45,9																					
130	-	-	66,0	-	-	44,2																					
134	-	-	63,0	-	-	37,8																					
138	-	-	60,0	30,1	-	31,4																					
142	-	-	57,0	26,5	-	25,0																					
145	-	-	54,5	24,4	-	20,2																					
146	-	-	53,5	23,8	-	-																					
148	-	-	49,7	22,9	-	-																					
150	-	-	-	22,1	-	-																					
154	-	-	-	20,4	-	-																					

0 t 280 t 400 t 520 t 640 t 720 t 800 t

6 m steps of luffing jib is standard · 6 m Stufung der Wippe ist Standard · Des paliers de 6 m sont de série pour la fléchette · Falcone standard con sezioni di 6 m · Incrementos de 6 m para plumín abatible son estándar · Lances de 6 m da lança auxiliar como padrão · 6 м шаг размера гуська является стандартом

\* Main boom angle 88° · Hauptauslegerwinkel 88° · Jarret de flèche principale 88° · Inclinazione braccio base 88° · Ángulo de pluma principal 88° · Ángulo da lança principal 88° · Угол подъема гл. стрелы 88°

Main boom angle 88°, 85°, 75° and 65°; capacities for intermediate boom positions are calculated by the crane control system IC-1  
 Hauptauslegerwinkel 88°, 85°, 75° und 65°; Traglasten für Zwischenstellungen des Hauptauslegers werden von der Kransteuerung IC-1 berechnet  
 Jarret de flèche principale 88°, 85°, 75° et 65°; le système de commande de la grue IC-1 calcule les charges pour les positions intermédiaires de la flèche  
 Inclinazione braccio base 88°, 85°, 75° e 65°; capacità per posizioni intermedie del braccio sono calcolate dal sistema di controllo della gru IC-1  
 Ángulo de pluma principal 88°, 85°, 75° y 65° las capacidades para posiciones de pluma intermedias son calculadas por el sistema de control de grúa IC-1  
 Ângulos da lança principal 88°, 85°, 75° e 65°; as capacidades para posições da lança intermediária são calculadas pelo sistema de controle da grua IC-1  
 Грузоподъемность при углах подъема главной стрелы 88°, 85°, 75° и 65°, грузоподъемность в промежуточных положениях стрелы рассчитывается системой управления краном IC-1

295 t + 60 t		19-30 m		10,5 m		9.8 m/s		360°		ISO							
120 m + 72 m						120 m + 84 m											
BSWSL						BSFSL											
0 t			0 t-800 t			0 t			0 t-800 t								
88°/85°		88°/85°		75°		65°		88°/85°		88°/85°		75°		65°			
m	t	t	t	t	t	m	t	t	t	t	t	m	t	t	t		
33	-	220,0*	-	-	-	36	-	178,0*	-	-	-	36	-	178,0*	-	-	
34	-	218,0*	-	-	-	38	-	177,0*	-	-	-	38	-	177,0*	-	-	
36	105,0*	215,0*	-	-	-	40	83,5*	174,0*	-	-	-	40	83,5*	174,0*	-	-	
38	99,0*	211,0*	-	-	-	42	78,5*	171,0*	-	-	-	42	78,5*	171,0*	-	-	
42	88,0*	203,0*	-	-	-	46	66,0*	165,0*	-	-	-	46	66,0*	165,0*	-	-	
43	85,5*	232,0	-	-	232,0	48	60,5*	187,0	-	-	189,0	48	60,5*	187,0	-	189,0	
46	77,0*	227,0	-	-	232,0	50	55,5*	185,0	-	-	189,0	50	55,5*	185,0	-	189,0	
50	68,0*	221,0	-	-	232,0	54	47,8*	181,0	-	-	189,0	54	47,8*	181,0	-	189,0	
54	59,5*	213,0	-	-	232,0	58	41,1*	175,0	-	-	189,0	58	41,1*	175,0	-	189,0	
58	50,5*	206,0	-	-	232,0	62	34,4*	170,0	-	-	189,0	62	34,4*	170,0	-	189,0	
62	43,2*	199,0	-	-	230,0	66	27,7*	165,0	-	-	187,0	66	27,7*	165,0	-	187,0	
66	38,7*	191,0	-	-	229,0	70	22,1*	160,0	-	-	184,0	70	22,1*	160,0	-	184,0	
70	34,2*	181,0	-	-	229,0	72	20,5*	158,0	-	-	183,5	72	20,5*	158,0	-	183,5	
74	29,7*	170,0	-	-	229,0	74	-	156,0	-	-	183,0	74	-	156,0	-	183,0	
77	25,9*	163,0	-	-	225,2	78	-	148,0	-	-	182,0	78	-	148,0	-	182,0	
78	-	161,0	227,0	-	224,0	82	-	140,0	-	-	180,0	82	-	140,0	-	180,0	
82	-	142,0	221,0	-	211,0	85	-	134,0	180,0	-	177,7	85	-	134,0	180,0	177,7	
83	-	136,0	217,5	-	207,0	86	-	132,0	180,0	-	177,0	86	-	132,0	180,0	177,0	
86	-	-	207,0	-	195,0	88	-	128,0	180,0	-	173,0	88	-	128,0	180,0	173,0	
90	-	-	194,0	-	179,0	90	-	121,0	180,0	-	169,0	90	-	121,0	180,0	169,0	
94	-	-	183,0	-	164,0	94	-	106,0	175,0	-	159,0	94	-	106,0	175,0	159,0	
98	-	-	173,0	-	149,0	95	-	101,0	172,0	-	156,5	95	-	101,0	172,0	156,5	
102	-	-	157,0	-	136,5	98	-	-	164,0	-	149,0	98	-	-	164,0	149,0	
104	-	-	146,0	-	130,2	102	-	-	155,0	-	136,0	102	-	-	155,0	136,0	
106	-	-	-	-	124,0	106	-	-	146,0	-	123,0	106	-	-	146,0	123,0	
108	-	-	-	123,0	118,2	110	-	-	134,0	-	112,0	110	-	-	134,0	112,0	
110	-	-	-	120,0	112,5	114	-	-	118,0	-	101,0	114	-	-	118,0	101,0	
114	-	-	-	113,0	101,0	116	-	-	109,0	101,0	96,1	116	-	-	109,0	96,1	
118	-	-	-	107,0	91,0	118	-	-	-	98,5	91,2	118	-	-	-	98,5	91,2
122	-	-	-	101,0	81,0	122	-	-	-	93,0	81,5	122	-	-	-	93,0	81,5
124	-	-	-	99,0	76,3	126	-	-	-	87,5	72,5	126	-	-	-	87,5	72,5
126	-	-	-	-	71,7	130	-	-	-	83,0	63,5	130	-	-	-	83,0	63,5
130	-	-	-	-	62,5	134	-	-	-	78,5	55,5	134	-	-	-	78,5	55,5
134	-	-	-	-	54,0	138	-	-	-	-	47,6	138	-	-	-	-	47,6
138	-	-	-	-	45,5	142	-	-	-	-	40,0	142	-	-	-	-	40,0
142	-	-	-	-	37,5	146	-	-	-	-	32,4	146	-	-	-	-	32,4
146	-	-	-	-	29,7	150	-	-	-	-	25,3	150	-	-	-	-	25,3
150	-	-	-	-	22,1	153	-	-	-	-	20,0	153	-	-	-	-	20,0
151	-	-	-	-	20,3												

0 t 280 t 400 t 520 t 640 t 720 t 800 t

6 m steps of luffing jib is standard · 6 m Stufung der Wippe ist Standard · Des paliers de 6 m sont de série pour la fléchette · Falcone standard con sezioni di 6 m · Incrementos de 6 m para plumín abatible son estándar · Lances de 6 m da lança auxiliar como padrão · 6 м шаг размера гуська является стандартом

\* Main boom angle 88° · Hauptauslegerwinkel 88° · Jarret de flèche principale 88° · Inclinazione braccio base 88° · Ángulo de pluma principal 88° · Ángulo da lança principal 88° · Угол подъема гл. стрелы 88°

Main boom angle 88°, 85°, 75° and 65°; capacities for intermediate boom positions are calculated by the crane control system IC-1  
 Hauptauslegerwinkel 88°, 85°, 75° und 65°; Traglasten für Zwischenstellungen des Hauptauslegers werden von der Kransteuerung IC-1 berechnet  
 Jarret de flèche principale 88°, 85°, 75° et 65°; le système de commande de la grue IC-1 calcule les charges pour les positions intermédiaires de la flèche  
 Inclinazione braccio base 88°, 85°, 75° e 65°; capacità per posizioni intermedie del braccio sono calcolate dal sistema di controllo della gru IC-1  
 Ángulo de pluma principal 88°, 85°, 75° y 65° las capacidades para posiciones de pluma intermedias son calculadas por el sistema de control de grúa IC-1  
 Ângulos da lança principal 88°, 85°, 75° e 65°; as capacidades para posições da lança intermediária são calculadas pelo sistema de controle da grua IC-1  
 Грузоподъемность при углах подъема главной стрелы 88°, 85°, 75° и 65°, грузоподъемность в промежуточных положениях стрелы рассчитывается системой управления краном IC-1

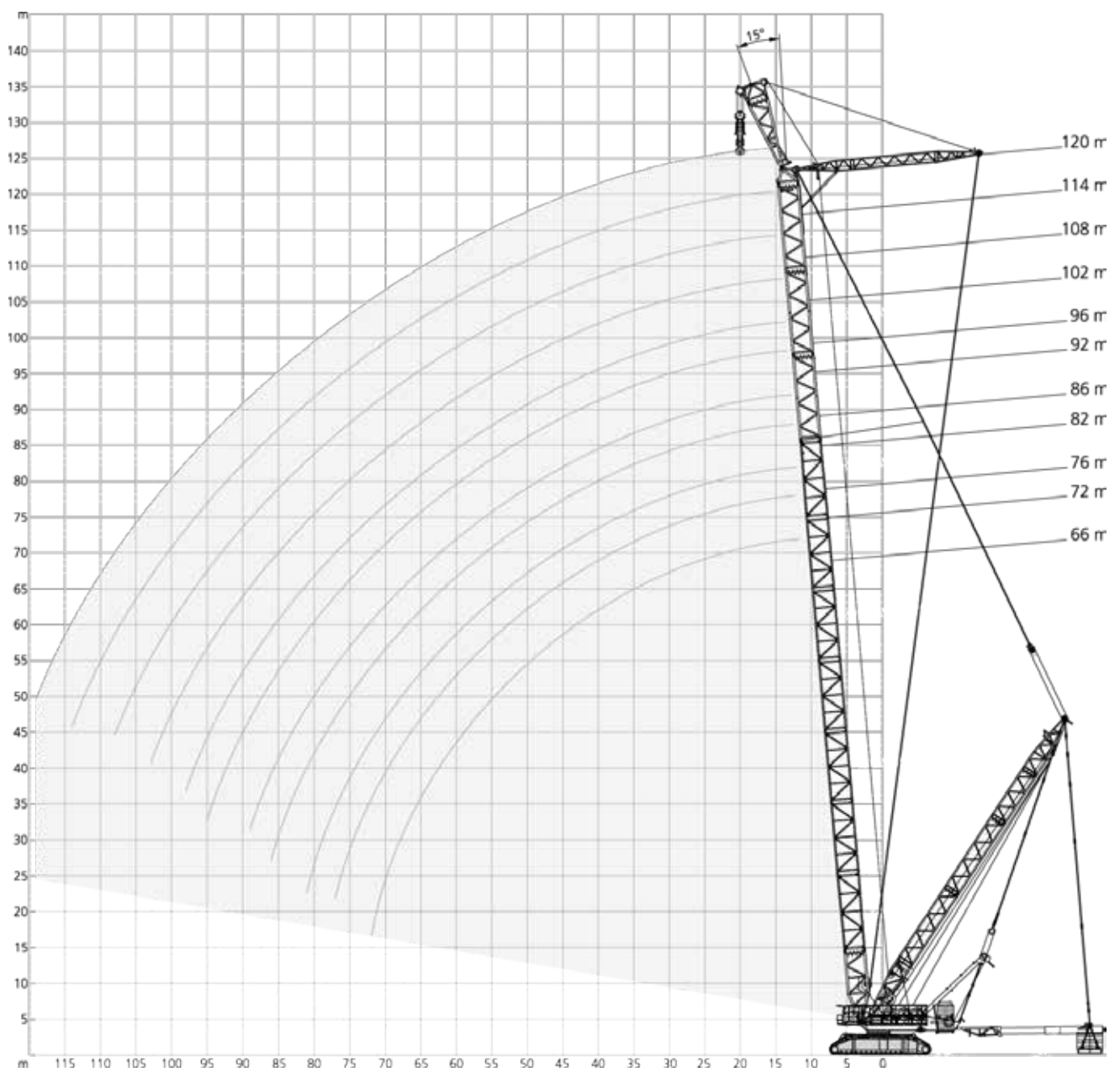
295 t + 60 t		19-30 m		10,5 m		9.8 m/s		360°		ISO	
120 m + 96 m		BSWSL		BSFSL		120 m + 108 m		BSWSL		BSFSL	
0 t		0 t-800 t		0 t		0 t-800 t		0 t		0 t-800 t	
88°/85°		88°/85°		75°		65°		88°/85°		88°/85°	
m	t	t	t	t	t	t	t	t	t	t	t
40	-	143,0*	-	-	-	44	-	111,0*	-	-	-
42	-	141,0*	-	-	-	46	-	110,0*	-	-	-
44	61,5*	139,0*	-	-	-	48	40,9*	108,0*	-	-	-
46	56,5*	137,0*	-	-	-	50	36,6*	106,0*	-	-	-
50	45,9*	132,0*	-	-	-	54	28,0*	103,0*	-	-	-
52	41,6*	150,0	-	-	150,0	56	24,2*	115,0	-	-	115,0
54	37,6*	148,0	-	-	150,0	58	20,9*	114,0	-	-	115,0
58	30,1*	145,0	-	-	150,0	62	-	113,0	-	-	114,0
62	24,9*	142,0	-	-	149,0	66	-	111,0	-	-	113,0
65	21,1*	139,0	-	-	149,0	70	-	109,0	-	-	113,0
66	-	138,0	-	-	149,0	74	-	106,0	-	-	112,0
70	-	134,0	-	-	148,0	78	-	103,0	-	-	111,0
74	-	131,0	-	-	147,0	82	-	101,0	-	-	109,0
78	-	127,0	-	-	145,0	86	-	98,7	-	-	107,0
82	-	124,0	-	-	143,0	90	-	96,2	-	-	106,0
86	-	119,0	-	-	142,0	94	-	93,0	-	-	104,0
90	-	113,0	-	-	139,0	98	-	89,2	104,0	-	102,0
91	-	111,5	139,0	-	137,2	102	-	85,5	104,0	-	100,0
94	-	107,5	139,0	-	135,0	106	-	81,2	103,0	-	98,0
98	-	102,0	139,0	-	133,0	110	-	76,5	103,0	-	95,7
100	-	99,0	139,0	-	129,7	111	-	75,2	103,0	-	95,1
102	-	93,2	139,0	-	126,5	114	-	69,0	103,0	-	93,5
106	-	81,0	139,0	-	120,0	118	-	59,0	103,0	-	89,7
110	-	-	135,0	-	113,0	122	-	-	103,0	-	85,5
114	-	-	127,0	-	105,0	126	-	-	96,5	-	77,2
118	-	-	116,0	-	95,2	130	-	-	87,0	-	69,0
122	-	-	104,0	-	85,5	133	-	-	80,0	65,5	63,1
125	-	-	94,7	83,0	78,9	134	-	-	77,5	64,5	61,2
126	-	-	91,5	82,0	76,7	138	-	-	68,0	60,5	53,5
130	-	-	-	78,0	68,0	142	-	-	-	57,0	46,3
134	-	-	-	73,5	60,2	146	-	-	-	53,5	39,3
138	-	-	-	69,5	52,5	148	-	-	-	52,0	35,9
142	-	-	-	65,5	45,1	150	-	-	-	50,5	-
146	-	-	-	62,0	37,9	154	-	-	-	48,4	-
150	-	-	-	-	31,1	158	-	-	-	45,5	-
154	-	-	-	-	24,3						
156	-	-	-	-	21,0						



6 m steps of luffing jib is standard · 6 m Stufung der Wippe ist Standard · Des paliers de 6 m sont de série pour la fléchette · Falcone standard con sezioni di 6 m · Incrementos de 6 m para plumín abatible son estándar · Lances de 6 m da lança auxiliar como padrão · 6 м шаг размера гуська является стандартом

\* Main boom angle 88° · Hauptauslegerwinkel 88° · Jarret de flèche principale 88° · Inclinazione braccio base 88° · Ângulo de pluma principal 88° · Ângulo da lança principal 88° · Угол подъема гл. стрелы 88°

Main boom angle 88°, 85°, 75° and 65°; capacities for intermediate boom positions are calculated by the crane control system IC-1  
 Hauptauslegerwinkel 88°, 85°, 75° und 65°; Traglasten für Zwischenstellungen des Hauptauslegers werden von der Kransteuerung IC-1 berechnet  
 Jarret de flèche principale 88°, 85°, 75° et 65°; le système de commande de la grue IC-1 calcule les charges pour les positions intermédiaires de la flèche  
 Inclinazione braccio base 88°, 85°, 75° e 65°; capacità per posizioni intermedie del braccio sono calcolate dal sistema di controllo della gru IC-1  
 Ângulo de pluma principal 88°, 85°, 75° y 65° las capacidades para posiciones de pluma intermedias son calculadas por el sistema de control de grúa IC-1  
 Ângulos da lança principal 88°, 85°, 75° e 65°; as capacidades para posições da lança intermediária são calculadas pelo sistema de controle da grua IC-1  
 Грузоподъемность при углах подъема главной стрелы 88°, 85°, 75° и 65°, грузоподъемность в промежуточных положениях стрелы рассчитывается системой управления краном IC-1





295 t +  60 t               19-30 m               12 m               15°               10,5 m               9.8 m/s              360°              ISO													
m	66 m			72 m			76 m			82 m			m
	0 t	max. 640 t	max. 800 t	0 t	max. 640 t	max. 800 t	0 t	max. 640 t	max. 800 t	0 t	max. 640 t	max. 800 t	
t	t	t	t	t	t	t	t	t	t	t	t	t	t
16	-	1065,0	1065,0	-	-	-	-	-	-	-	-	-	16
17	-	1040,0	1040,0	-	1062,0	1062,0	-	1020,0	1020,0	-	-	-	17
18	350,0	1015,0	1015,0	329,0	1039,0	1039,0	-	999,0	999,0	-	988,0	992,0	18
19	327,5	992,5	992,5	314,0	1016,5	1016,5	303,0	979,5	979,5	-	984,5	991,0	19
20	305,0	970,0	970,0	294,0	994,0	994,0	283,0	960,0	960,0	272,0	981,0	990,0	20
22	269,0	929,0	929,0	258,0	954,0	954,0	248,0	924,0	924,0	238,0	955,0	955,0	22
24	238,0	891,0	891,0	229,0	917,0	917,0	219,0	891,0	891,0	210,0	922,0	922,0	24
26	212,0	857,0	857,0	203,0	860,0	883,0	194,0	855,0	861,0	186,0	851,0	891,0	26
28	189,0	796,0	826,0	181,0	791,0	851,0	172,0	785,0	833,0	165,0	782,0	862,0	28
30	169,0	735,0	797,0	162,0	730,0	822,0	153,0	725,0	807,0	146,0	722,0	836,0	30
34	129,0	636,0	742,0	125,0	631,0	737,0	120,0	625,0	732,0	115,0	622,0	728,0	34
38	98,0	557,0	652,0	94,0	552,0	647,0	89,0	546,0	642,0	86,5	543,0	638,0	38
42	73,5	493,0	579,0	69,5	488,0	574,0	64,5	482,0	569,0	61,5	479,0	565,0	42
46	54,0	440,0	512,0	50,0	435,0	514,0	44,5	429,0	508,0	42,0	426,0	505,0	46
50	38,5	395,0	446,0	34,0	390,0	461,0	28,5	384,0	458,0	25,5	381,0	454,0	50
51	35,1	385,2	431,7	30,7	380,2	447,0	25,0	374,2	446,2	22,0	371,2	443,2	51
52	31,7	375,5	417,5	27,5	370,5	433,0	21,5	364,5	434,5	-	361,5	432,5	52
54	25,0	356,0	389,0	21,0	351,0	405,0	-	345,0	411,0	-	342,0	411,0	54
55	22,5	347,7	376,5	-	342,7	392,7	-	336,7	398,7	-	333,5	401,0	55
58	-	323,0	339,0	-	318,0	356,0	-	312,0	362,0	-	308,0	371,0	58
62	-	294,0	304,0	-	289,0	313,0	-	283,0	319,0	-	279,0	329,0	62
66	-	253,0	269,0	-	264,0	274,0	-	258,0	280,0	-	254,0	292,0	66
70	-	214,0	230,0	-	237,0	251,0	-	236,0	245,0	-	232,0	258,0	70
72	-	201,0	211,0	-	220,0	234,5	-	224,0	235,0	-	222,0	242,5	72
74	-	-	-	-	203,0	218,0	-	212,0	225,0	-	212,0	227,0	74
77	-	-	-	-	178,0	193,0	-	188,7	202,5	-	199,2	207,5	77
78	-	-	-	-	-	-	-	181,0	195,0	-	195,0	203,0	78
81	-	-	-	-	-	-	-	158,0	172,0	-	176,2	187,2	81
82	-	-	-	-	-	-	-	-	-	-	170,0	182,0	82
86	-	-	-	-	-	-	-	-	-	-	143,0	156,0	86

	0 t	460 t	560 t	640 t	720 t	800 t
--	-----	-------	-------	-------	-------	-------

		86 m			92 m			96 m			102 m				
		0 t	max. 640 t	max. 800 t	0 t	max. 640 t	max. 800 t	0 t	max. 640 t	max. 800 t	0 t	max. 640 t	max. 800 t		
m	t	t	t	t	t	t	t	t	t	t	t	t	t	m	
18	-	960,0	965,0	-	-	-	-	-	-	-	-	-	-	18	
19	-	956,5	959,0	-	883,0	888,0	-	-	-	-	-	-	-	19	
20	-	953,0	953,0	-	883,0	888,0	-	-	-	-	-	-	-	20	
21	244,0	937,5	937,5	234,0	877,0	888,0	-	855,0	860,0	-	791,0	797,0	20	21	
22	229,0	922,0	922,0	219,0	871,0	888,0	210,0	848,0	860,0	-	786,5	795,0	21	22	
23	215,0	907,0	907,0	205,5	862,0	888,0	196,5	841,0	860,0	-	782,0	795,0	22	23	
24	201,0	892,0	892,0	192,0	853,0	888,0	183,0	832,5	860,0	187,0	776,5	795,0	23	24	
26	177,0	845,0	865,0	169,0	836,0	879,0	160,0	824,0	860,0	175,0	771,0	795,0	24	26	
28	156,0	776,0	839,0	149,0	774,0	867,0	141,0	808,0	850,0	153,0	760,0	795,0	26	28	
30	138,0	715,0	815,0	131,0	714,0	834,0	123,0	768,0	825,0	133,0	750,0	768,0	28	30	
34	107,0	616,0	722,0	101,0	614,0	720,0	93,5	707,0	799,0	116,0	703,0	736,0	30	34	
38	80,5	537,0	632,0	77,5	535,0	630,0	69,5	607,0	714,0	87,5	603,0	676,0	34	38	
42	55,5	472,0	559,0	54,5	470,0	557,0	48,5	528,0	623,0	64,0	524,0	619,0	38	42	
46	36,0	419,0	498,0	34,5	417,0	496,0	28,5	464,0	550,0	45,0	459,0	546,0	42	46	
47	31,8	407,7	485,2	30,3	405,7	483,2	24,2	411,0	490,0	24,5	406,0	485,0	46	47	
48	27,6	396,5	472,5	26,1	394,5	470,5	20,0	399,7	477,2	20,5	394,7	472,2	47	48	
49	23,5	385,2	459,7	22,0	383,2	457,7	-	388,5	464,5	-	383,5	459,5	48	49	
50	-	374,0	447,0	-	372,0	445,0	-	377,2	451,7	-	372,2	446,7	49	50	
54	-	335,0	404,0	-	333,0	402,0	-	366,0	439,0	-	361,0	434,0	50	54	
58	-	302,0	367,0	-	300,0	364,0	-	327,0	395,0	-	322,0	391,0	54	58	
62	-	273,0	329,0	-	270,0	332,0	-	293,0	358,0	-	289,0	353,0	58	62	
66	-	247,0	293,0	-	245,0	299,0	-	264,0	325,0	-	259,0	321,0	62	66	
70	-	225,0	259,0	-	223,0	266,0	-	238,0	296,0	-	234,0	292,0	66	70	
74	-	205,0	229,0	-	203,0	237,0	-	216,0	264,0	-	211,0	264,0	70	74	
78	-	188,0	200,0	-	185,0	210,0	-	196,0	235,0	-	191,0	236,0	74	78	
82	-	172,0	180,0	-	169,0	185,0	-	178,0	209,0	-	174,0	211,0	78	82	
86	-	149,0	161,0	-	155,0	162,0	-	162,0	184,0	-	158,0	187,0	82	86	
89	-	130,0	142,0	-	142,2	152,2	-	148,0	161,0	-	143,0	165,0	86	89	
90	-	-	-	-	138,0	149,0	-	138,2	145,2	-	133,2	150,0	89	90	
94	-	-	-	-	116,0	127,0	-	135,0	142,0	-	130,0	145,0	90	94	
95	-	-	-	-	110,0	122,0	-	118,0	129,0	-	119,0	125,0	94	95	
98	-	-	-	-	-	-	-	113,0	124,0	-	115,7	122,5	95	98	
102	-	-	-	-	-	-	-	98,0	109,0	-	106,0	115,0	98	102	
103	-	-	-	-	-	-	-	-	-	-	88,0	98,0	102	103	
											83,0	93,5	103		

0 t
460 t
560 t
640 t
720 t
800 t

108 m			114 m			120 m				
max. 640 t			max. 800 t			max. 640 t			max. 800 t	
0 t	0 t	0 t	0 t	0 t	0 t	0 t	0 t	0 t	0 t	0 t
m	t	t	t	t	t	t	t	t	t	m
21	-	728,0	737,0	-	676,0	681,0	-	-	-	21
22	-	721,0	733,0	-	669,0	680,0	-	616,0	623,0	22
23	179,0	718,0	731,0	-	667,5	678,0	-	613,0	623,0	23
24	167,0	715,0	731,0	159,0	666,0	676,0	-	613,0	623,0	24
25	156,5	712,0	731,0	148,5	664,5	674,5	141,0	613,0	623,0	25
26	146,0	709,0	731,0	138,0	663,0	674,0	132,0	613,0	623,0	26
28	127,0	703,0	731,0	120,0	660,0	674,0	113,0	613,0	623,0	28
30	110,0	697,0	731,0	103,0	657,0	674,0	98,0	612,0	623,0	30
34	82,0	601,0	686,0	76,0	598,0	649,0	71,0	594,0	606,0	34
38	59,0	521,0	616,0	53,5	519,0	613,0	49,0	515,0	579,0	38
41	44,5	473,0	561,2	39,6	470,2	558,2	35,1	467,0	547,5	41
42	-	457,0	543,0	35,0	454,0	540,0	30,5	451,0	537,0	42
43	-	443,7	528,0	30,5	440,7	525,0	26,5	437,5	521,7	43
44	-	430,5	513,0	-	427,5	510,0	22,5	424,0	506,5	44
46	-	404,0	483,0	-	401,0	480,0	-	397,0	476,0	46
50	-	359,0	432,0	-	356,0	429,0	-	353,0	425,0	50
54	-	320,0	388,0	-	317,0	385,0	-	314,0	382,0	54
58	-	286,0	351,0	-	283,0	348,0	-	280,0	344,0	58
62	-	257,0	318,0	-	254,0	315,0	-	250,0	311,0	62
66	-	231,0	289,0	-	228,0	286,0	-	225,0	263,0	66
70	-	209,0	264,0	-	206,0	261,0	-	202,0	242,0	70
74	-	189,0	237,0	-	186,0	236,0	-	182,0	221,0	74
78	-	171,0	212,0	-	168,0	212,0	-	164,0	201,0	78
82	-	155,0	190,0	-	152,0	190,0	-	148,0	180,0	82
86	-	140,0	169,0	-	137,0	170,0	-	133,0	159,0	86
90	-	127,0	149,0	-	124,0	151,0	-	120,0	149,0	90
94	-	116,0	130,0	-	112,0	133,0	-	108,0	133,0	94
98	-	105,0	113,0	-	101,0	116,0	-	98,0	117,0	98
102	-	95,5	101,0	-	91,5	100,0	-	88,0	102,0	102
106	-	79,0	88,0	-	82,5	88,5	-	79,0	87,5	106
108	-	70,5	80,0	-	75,7	83,0	-	74,7	80,2	108
110	-	-	-	-	69,0	77,5	-	70,5	76,0	110
114	-	-	-	-	54,0	63,0	-	59,5	67,0	114
118	-	-	-	-	-	-	-	46,0	54,0	118
119	-	-	-	-	-	-	-	42,5	51,0	119

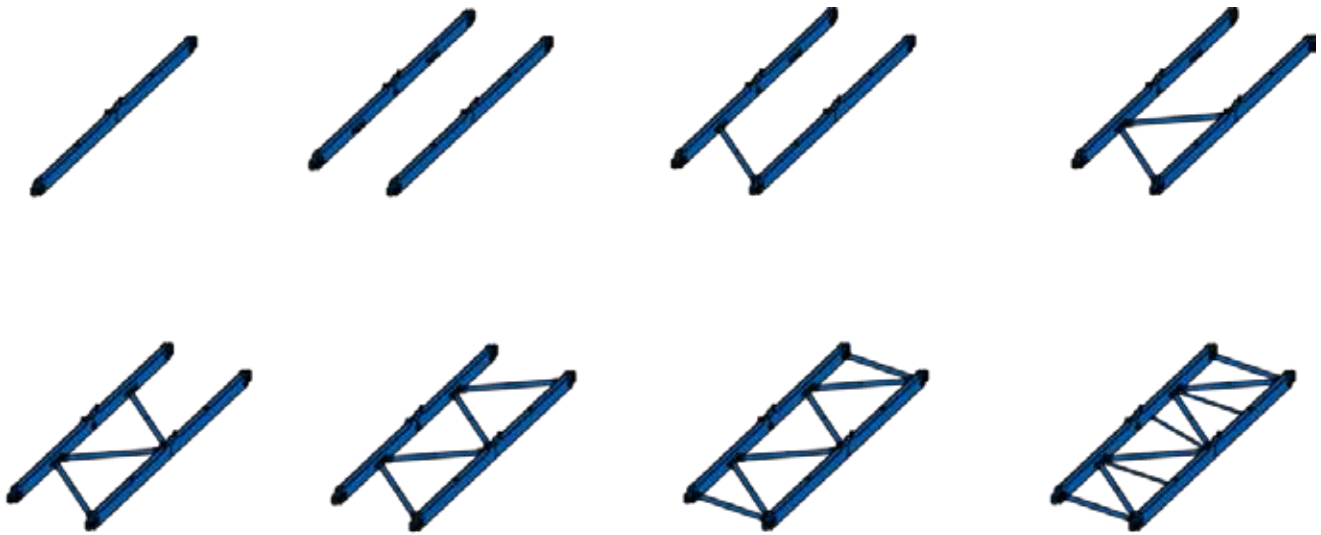
	0 t	460 t	560 t	640 t	720 t	800 t
--	-----	-------	-------	-------	-------	-------

# Technical Description


# CC 8800-1 BOOM BOOSTER

Technische Beschreibung · Descriptif technique · Descrizione tecnica ·  
Descripción técnica · Descrição técnica · Техническое описание

**Assembly of side frames · Montage der Seitenrahmen · Montage des cadres latéraux ·  
Assemblaggio dei telai portacingoli · Montaje de marcos laterales ·  
Montagem de estruturas laterais · Сборка боковых рам**



**Assembly of front and rear frame · Montage der vorderen und hinteren Rahmenteile ·  
Montage des cadres avant et arrière · Assemblaggio del telaio anteriore e posteriore ·  
Montaje de marco delantero y trasero · Montagem de estrutura dianteira e traseira ·  
Сборка передней и задней рамы**

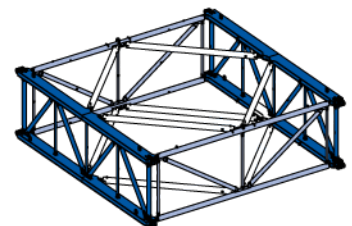
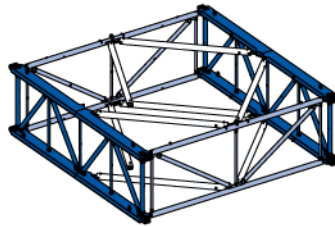
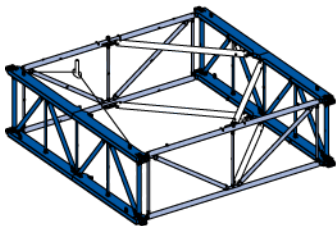
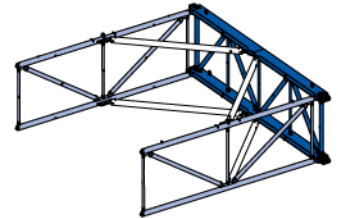
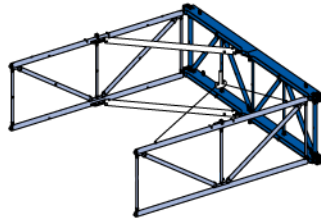
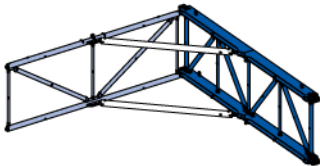
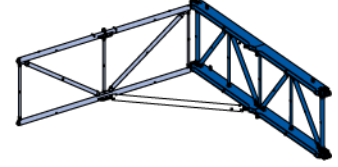
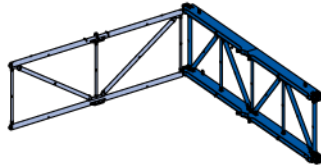
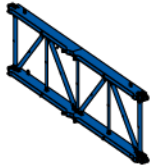


# Technical Description

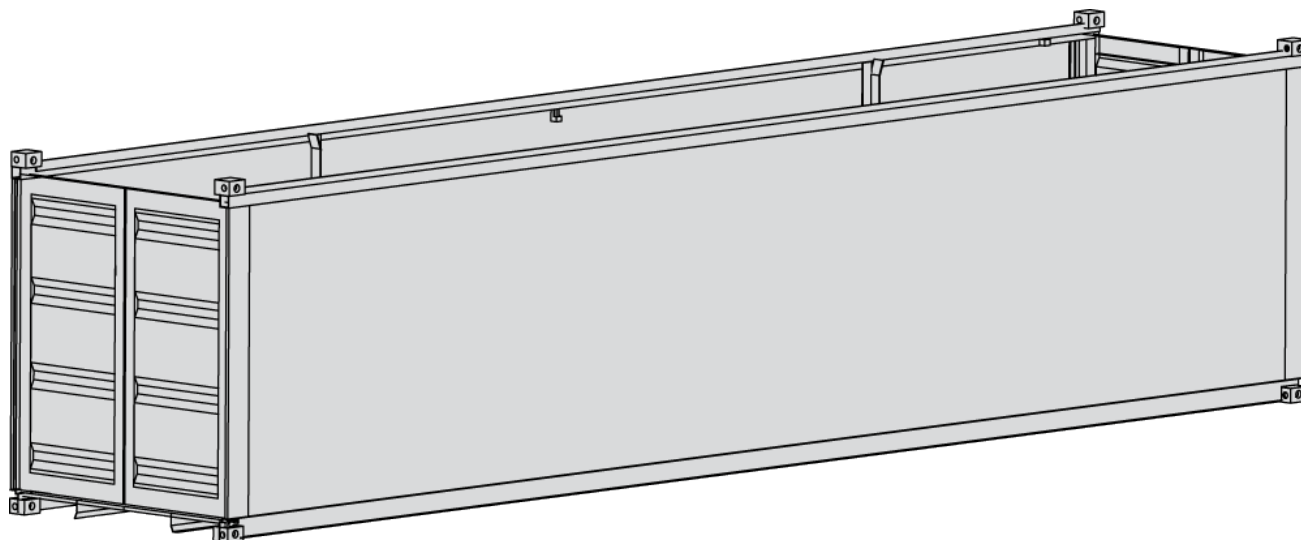
# CC 8800-1 BOOM BOOSTER

Technische Beschreibung · Descriptif technique · Descrizione tecnica ·  
Descripción técnica · Descrição técnica · Техническое описание

**Assembly boom section · Montage eines Auslegersegments · Montage de la section  
de flèche · Assemblaggio delle sezioni del braccio · Montaje de sección de pluma ·  
Seção da lança de montagem · Сборка секции стрелы**



## Container versions



	Size	Max. Gross Weight*
<b>Standard</b>	<b>40 ft Open Top</b> 12.20 m x 2.44 m x 2.59 m	32 700 kg
<b>High-Cube</b>	<b>40 ft Open Top</b> 12.20 m x 2.44 m x 2.90 m	30 480 kg

\* Dimensions vary within container series. For dimension of specific units, please contact your nearest shipping agency.

### Open Tops

Our special open top containers are available in lengths of 12.20 m and have been designed for over-sized cargo that does not fit into a standard container.

They are equipped with removable roof bows and tarpaulin covers, and the cargo can easily be secured with lashing bars and bull ring.

### Transport versions

- ▶ **Boom booster kit 72 m consists of 2 adapters and 5 intersections**
- ▶ **It is designed to fit into 40' (12.20 m) – open top – standard ISO container**
  - section weight ~ 20.2 t – 21.2 t
  - lower adapter ~ 34.5 t
  - upper adapter ~ 37.0 t

### Standard Containers

▶ **For single international containerised transport**

If customers intent future local transport **without** using containers, i.e. partly assembled, Terex can arrange the initial shipping in standard containers and necessary non-returnable transport securing devices.

- 5 x for intersections (incl. walkways)
- 4 x for the adapters (incl. walkways)

**9 x standard open top containers**

### Special High-Cube Containers

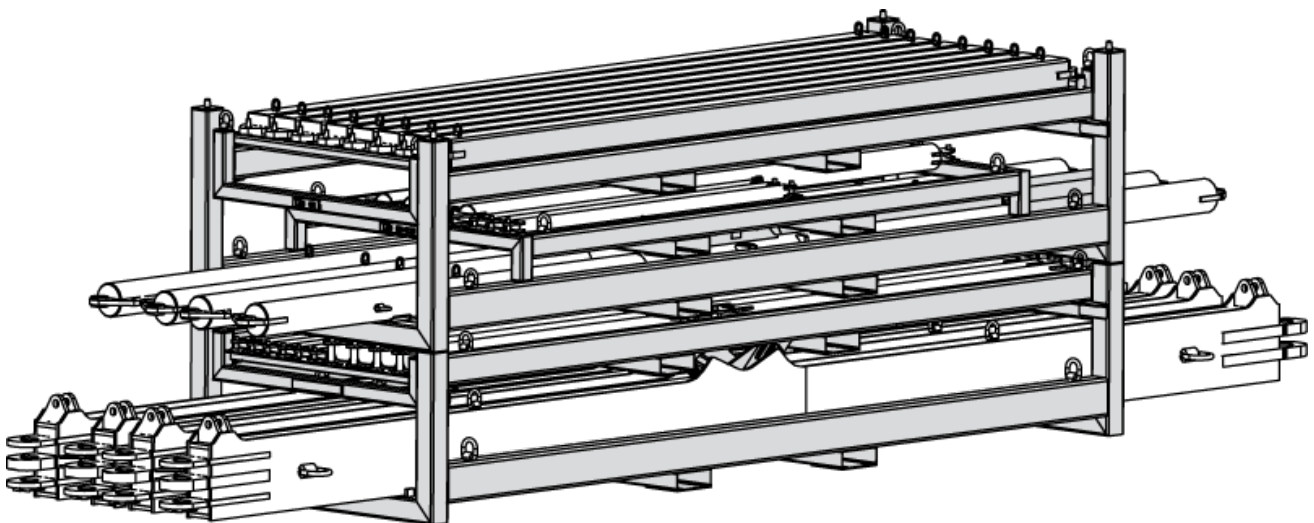
▶ **For multiple international containerised transport**

A comfortable storage of the parts in special high-cube containers and storage racks for multiple use

- 5 x for intersections
- 3 x for the adapters
- 2 x for walkways

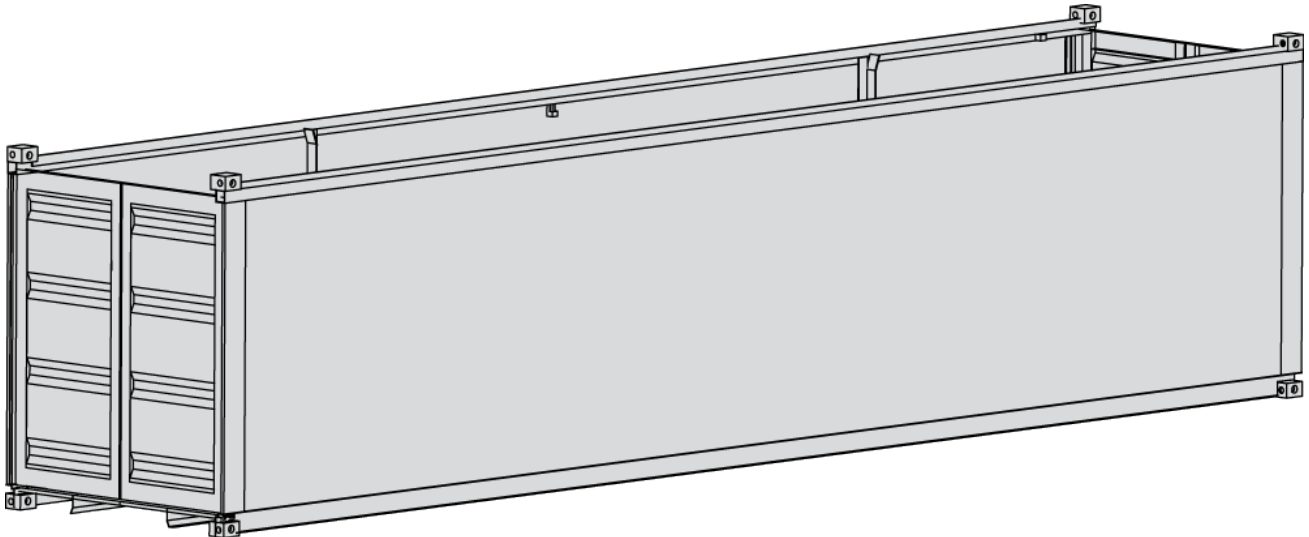
**10 x specialized High-Cube containers**

44 x specialized storage racks





## Container-Versionen



	Größe	Max. Gesamtgewicht*
<b>Standardcontainer</b>	40 Fuß, Open Top 12,20 m x 2,44 m x 2,59 m	32.700 kg
<b>High-Cube Container</b>	40 Fuß, Open Top 12,20 m x 2,44 m x 2,90 m	30.480 kg

\* Die Abmessungen können je nach Containerbaureihe unterschiedlich ausfallen. Die präzisen Abmessungen einzelner Container erfahren Sie bei Ihrem Frachtdienstleister.

### Open Top Container

Unsere speziellen Open Top Container sind 12,20 m lang und wurden für übergroßes Frachtgut konzipiert, das nicht in Standardcontainer passt.

Sie sind mit abnehmbaren Dachspriegeln und Planen ausgestattet. Die Fracht kann mit Hilfe von Zurrstegen und -ösen einfach gesichert werden.

## Transportvarianten

- ▶ Das Boom Booster Kit 72 m besteht aus zwei Adapter- und fünf Zwischensegmenten
- ▶ Es ist für 40-Fuß (12,20 m) Open-Top ISO-Standardcontainer ausgelegt
  - Segmentgewicht ~ 20.2 t – 21.2 t
  - unteres Adaptersegment ~ 34.5 t
  - oberes Adaptersegment ~ 37.0 t

## Standardcontainer

- ▶ Für den internationalen Einzeltransport per Container

Falls künftige ortsnahe Transporte **nicht** in Containern – sondern in teilmontiertem Zustand – durchgeführt werden sollen, kann Terex den erstmaligen Transport in Standardcontainern mit erforderlicher Einweg-Transportsicherung veranlassen.

5 Stück für Zwischensegmente inkl. Laufstege  
4 Stück für Adaptersegmente inkl. Laufstege

**9 Stück Open Top Standardcontainer**

## High-Cube Container

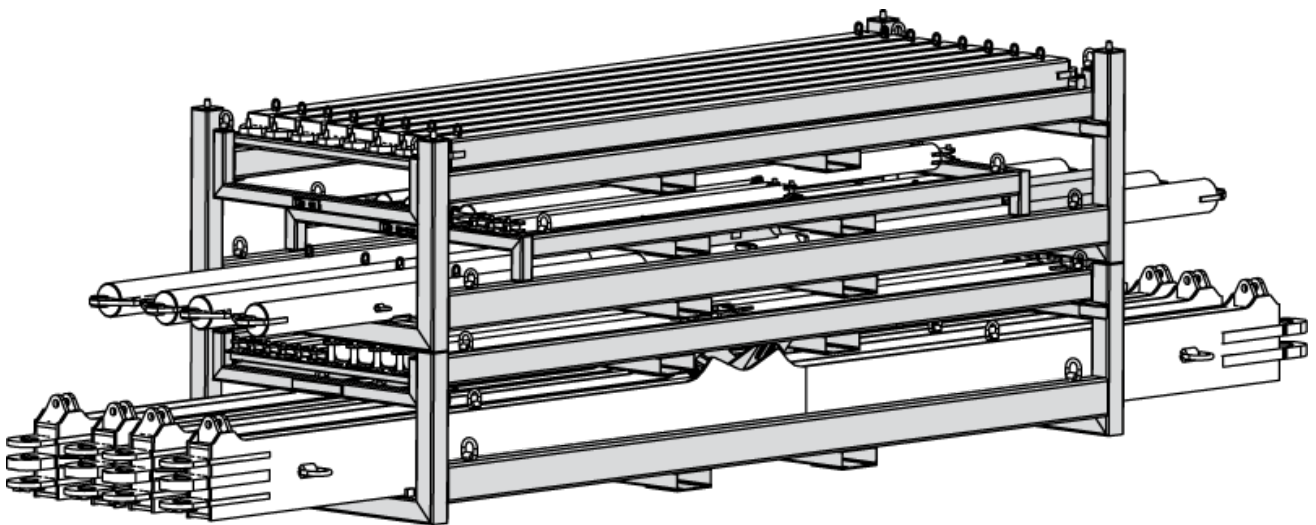
- ▶ Für den internationalen Mehrfachtransport per Container

Praktische Lagerung der Komponenten in High-Cube Containern und wiederverwendbaren Lagergestellen

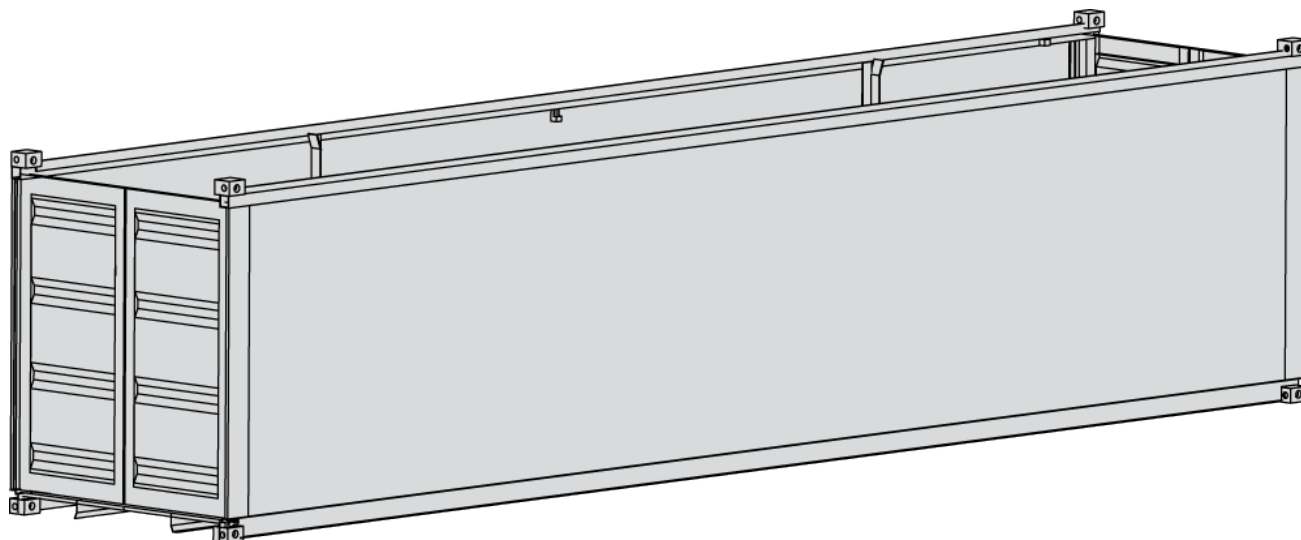
5 Stück für Zwischensegmente  
3 Stück für Adaptersegmente  
2 Stück für Laufstege

**10 Stück High-Cube Container**

44 Stück Lagergestelle



### En conteneur



	Dimensions	Poids brut max*
<b>Standard</b>	40 pieds, à toit ouvert 12,20 m x 2,44 m x 2,59 m	32 700 kg
<b>High-cube</b>	40 pieds, à toit ouvert 12,20 m x 2,44 m x 2,90 m	30 480 kg

\* Les dimensions varient en fonction du conteneur. Pour connaître les dimensions d'un modèle spécifique, veuillez contacter le transporteur le plus proche.

#### Conteneurs à toit ouvert

Avec leurs 12,20 m de long, nos conteneurs à toit ouvert sont destinés aux cargaisons trop volumineuses pour un conteneur standard. Équipés d'arceaux amovibles et de bâches, ils permettent de sécuriser la cargaison à l'aide de barres et d'anneaux de renfort.

### Positions de transport

- ▶ Avec ses 72 m, le kit Boom Booster intègre 2 adaptateurs et 5 intersections
- ▶ Il est conçu pour un transport en conteneur à toit ouvert de 40 pieds (12,20 m) (conteneurs ISO standard)
  - Poids des sections : de 20,2 t à 21,2 t, env.
  - Adaptateur inférieur : 34,5 t env.
  - Adaptateur supérieur : 37 t env.

### Conteneurs standard

#### ▶ Pour un transport international en conteneur simple

Pour les clients souhaitant planifier un transport local **hors** conteneur (montage partiel), Terex peut organiser une expédition en conteneurs standard avec système sécurisé non consigné.

- 5 conteneurs pour les intersections (passerelles incluses)
- 4 conteneurs pour les adaptateurs (passerelles incluses)

**9 conteneurs standard à toit ouvert**

### Conteneurs high-cube

#### ▶ Pour un transport international en conteneur multiple

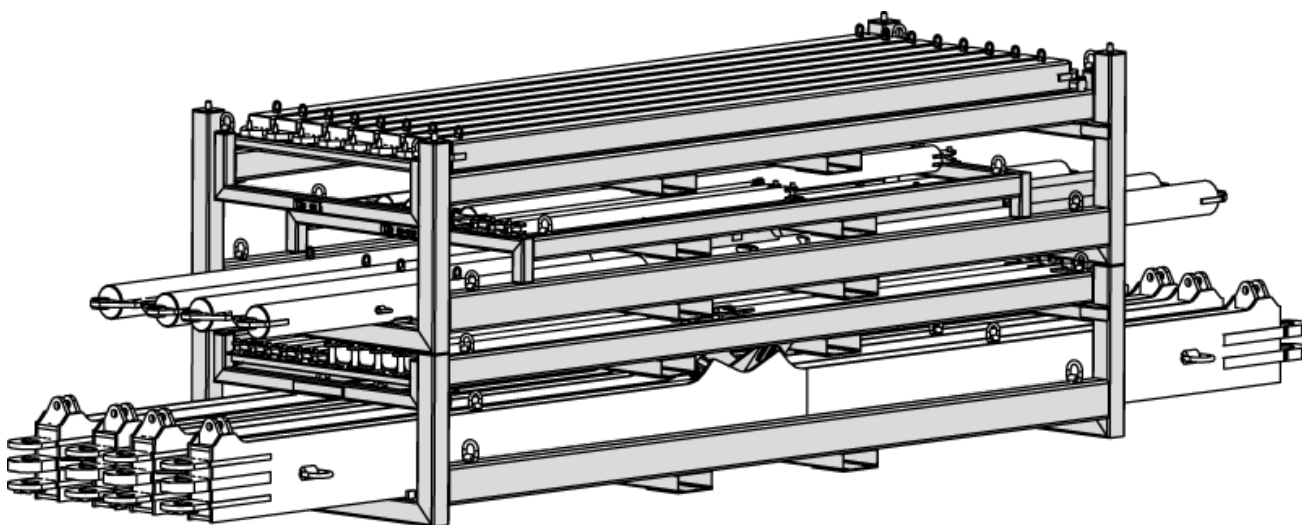
Permet un stockage adapté des composants dans des conteneurs high-cube

Stockage en rack pour un usage multiple

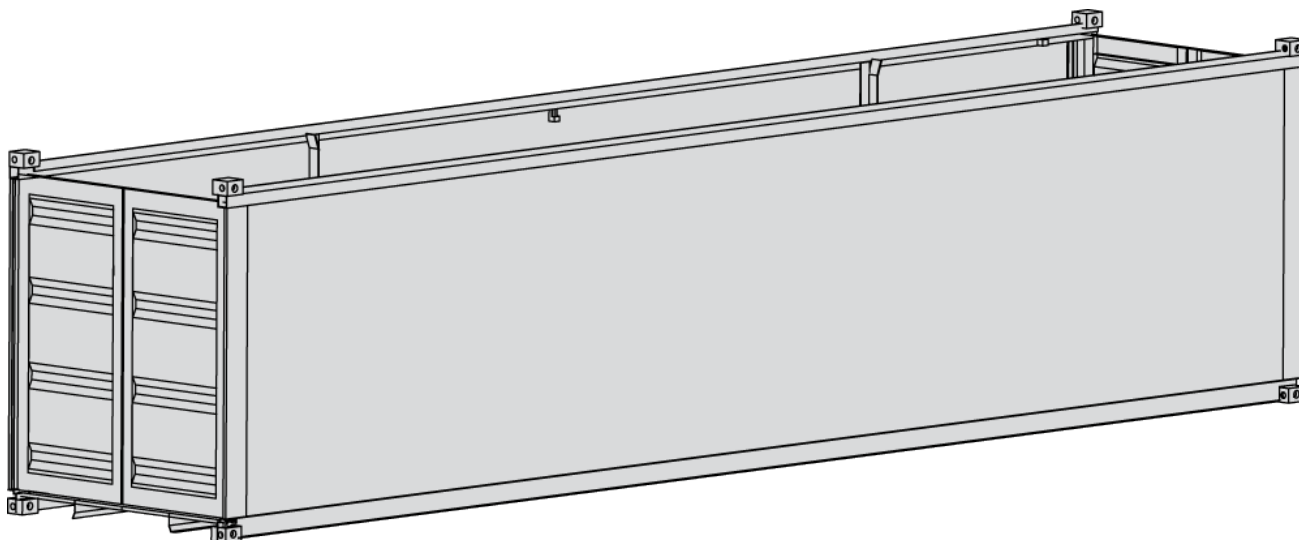
- 5 conteneurs pour les intersections
- 3 conteneurs pour les adaptateurs
- 2 conteneurs pour les passerelles

**10 conteneurs high-cube**

44 racks de stockage dédiés



## Versioni dei container



	Dimensioni	Max. peso lordo*
<b>Standard</b>	<b>40 Open Top</b> 12,20 m x 2,44 m x 2,59 m	32.700 kg
<b>High-Cube</b>	<b>40 Open Top</b> 12,20 m x 2,44 m x 2,90 m	30.480 kg

\* Le dimensioni possono variare all'interno della gamma dei container. Per le dimensioni delle specifiche unità, contattate direttamente l'agenzia di spedizioni più vicina.

### Open Top

Disponiamo di speciali container open top di lunghezza 12,20 m progettati per carichi fuori misura non adattabili a container standard. Sono provvisti di tetto removibile e teloni di copertura mentre il carico può essere facilmente fissato con barre di aggancio e anelli di serraggio.

### Versioni in assetto da trasporto

► Il kit Boom Booster da 72 m è composto da due adattatori e 5 elementi di intersezione

► È progettato per adattarsi a un container ISO open top standard da 12,20 m

peso sezione ~ 20,2 t – 21,2 t

adattatore inferiore ~ 34,5 t

adattatore superiore ~ 37,0 t

### Container standard

► Per trasporti internazionali singoli containerizzati

Se il cliente intende effettuare successivi trasporti a livello locale senza l'uso di container, ad esempio assemblaggi parziali, Terex può organizzare la prima spedizione usando container standard provvisti dei necessari dispositivi di fissaggio monouso.

N. 5 per gli elementi di intersezione (incl. passerelle)

N. 4 per gli adattatori (incl. passerelle)

---

**N. 9 contenitori standard open top**

### Container speciali high-cube

► Per trasporti internazionali multipli containerizzati

Un comodo immagazzinaggio delle parti in speciali contenitori high-cube e rastrelliere di stoccaggio per uso multiplo

N. 5 per le intersezioni

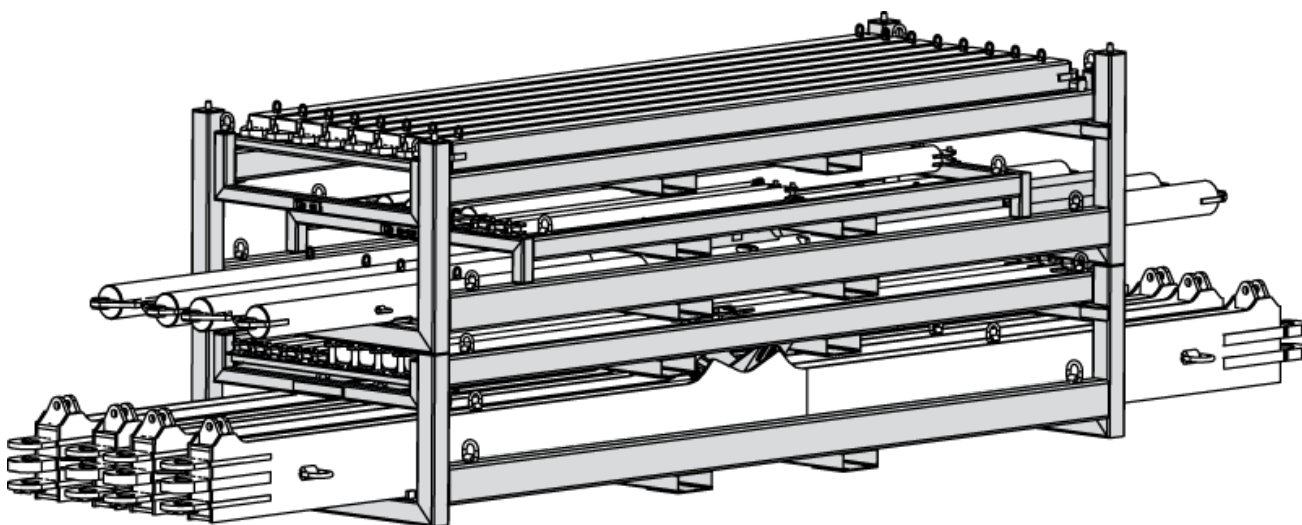
N. 3 per gli adattatori

N. 2 per le passerelle

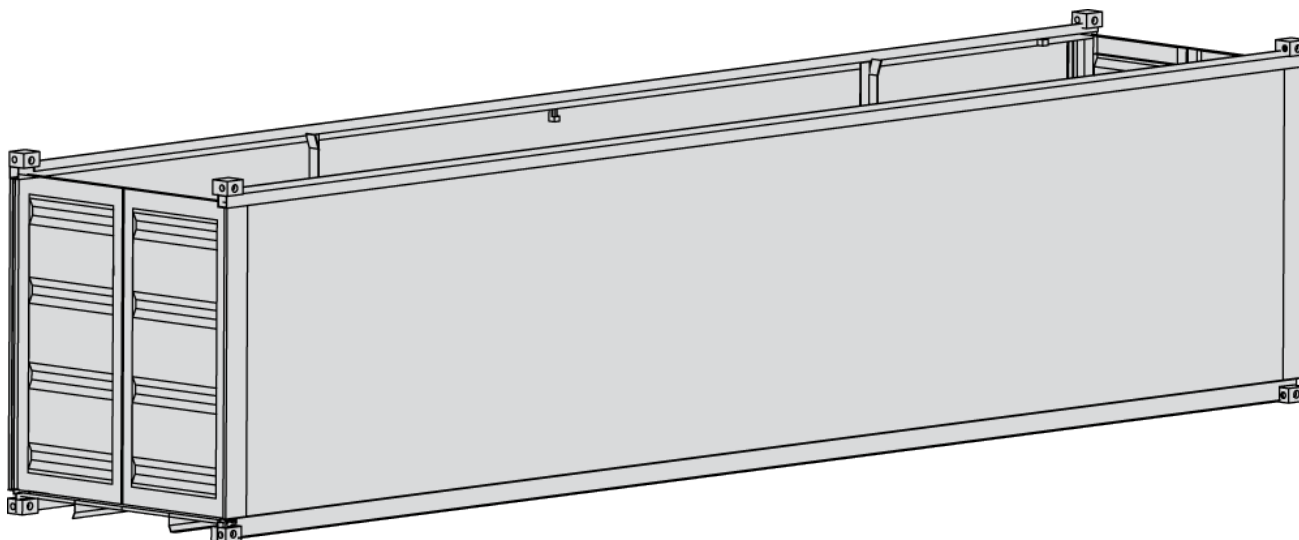
---

**N. 10 container speciali high-cube**

N. 44 rastrelliere speciali di stoccaggio



## Variantes de contenedor



	Tamaño	Peso bruto máx.*
<b>Estándar</b>	<b>40 Open Top</b> 12,20 m x 2,44 m x 2,59 m	32 700 kg
<b>High Cube</b>	<b>40 Open Top</b> 12,20 m x 2,44 m x 2,90 m	30 480 kg

\* Las dimensiones varían dentro de la serie del contenedor. Para las dimensiones de unidades específicas, póngase en contacto con su agencia de transporte marítimo más cercana.

### Open Top

Nuestros contenedores Open Top especiales están disponibles en longitudes de 12,20 metros y han sido diseñados para cargas de gran tamaño que no caben en un contenedor estándar.

Están equipados con arcos de techo y cobertores de lona desmontables, y la carga puede asegurarse fácilmente con barras de amarre y anillas de anclaje.



## Variantes de transporte

- ▶ El kit Boom Booster 72 m consta de 2 adaptadores y 5 intersecciones
- ▶ Está diseñado para caber en un contenedor estándar ISO Open Top de 40 pies (12,20 m)
  - peso de sección ~ 20.2 t – 21.2 t
  - adaptador inferior ~ 34.5 t
  - adaptador superior ~ 37.0 t

## Contenedores estándar

### ▶ Para el transporte internacional en contenedor individual

Si el cliente prevé un transporte local posterior sin contenedores, es decir, parcialmente montando, Terex puede organizar el primer transporte marítimo en contenedores estándar y un aseguramiento de transporte necesario no retornable.

- 5 x para intersecciones (incl. pasarelas)
- 4 x para los adaptadores (incl. pasarelas)

**9 x contenedores Open Top estándar**

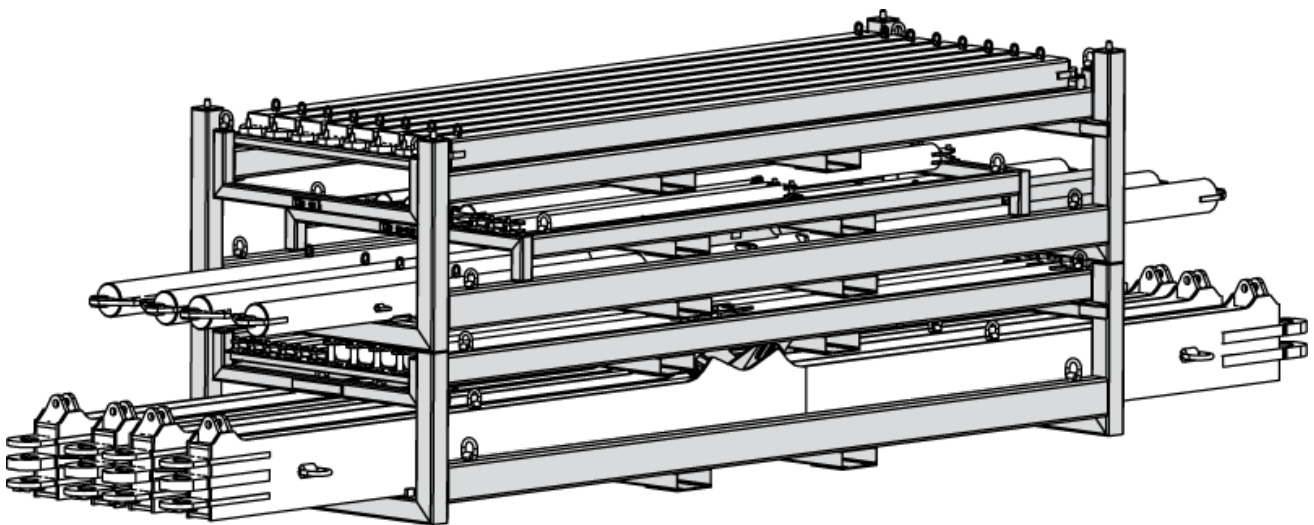
## Contenedores High Cube especiales

### ▶ Para el transporte internacional en contenedor múltiple

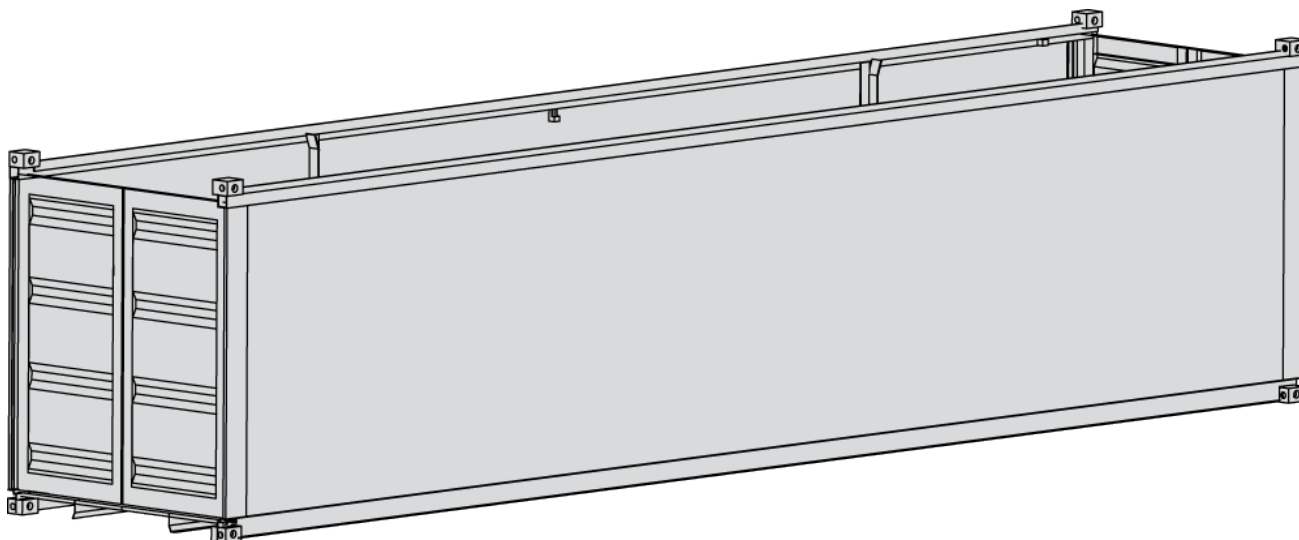
Almacenamiento cómodo de las piezas en contenedores High Cube especiales y estanterías de almacenamiento de uso múltiple

- 5 x para las intersecciones
- 3 x para los adaptadores
- 2 x para pasarelas

**10 x contenedores High Cube especiales**  
44 x estanterías de almacenamiento especiales



## Versões de contêiner



	Tamanho	Máx. Peso bruto*
<b>Padrão</b>	Topo aberto 40 12,20 m x 2,44 m x 2,59 m	32.700 kg
<b>High Cube (HC)</b>	Topo aberto 40 12,20 m x 2,44 m x 2,90 m	30.480 kg

\* As dimensões variam na serie do contêiner. Para dimensões de unidades específicas, entre em contato com a sua agência marítima mais próxima.

### Topo Aberto

Nossos contêineres de topo aberto especiais encontram-se disponíveis em comprimentos de 12,20 m e foram projetados para cargas superdimensionadas que não cabem em um contêiner padrão.

Eles são equipados com arcos do teto removíveis e coberturas de lona encerada; a carga pode ser facilmente fixada com barras de amarração e anel de junção.

### Versões para transporte

- ▶ O kit de extensor da lança de 72 m consiste de 2 adaptadores e 5 interseções
- ▶ Foi projetado para caber em um contêiner padrão ISO de 40' (12,20 m) – topo aberto
  - peso da seção ~ 20.2 t – 21.2 t
  - adaptador inferior ~ 34.5 t
  - adaptador superior ~ 37.0 t

### Contêineres Padronizados

#### ▶ Para transporte internacional containerizado simples

Se o cliente pretende futuro transporte local **não** em contêineres, ou seja, parcialmente montado, a Terex poderá providenciar o primeiro embarque em contêineres padronizados e as necessárias amarrações de transporte não restituíveis.

- 5 x para interseções (incl. passarelas)
- 4 x para os adaptadores (incl. passarelas)

**9 x contêineres padronizados de topo aberto**

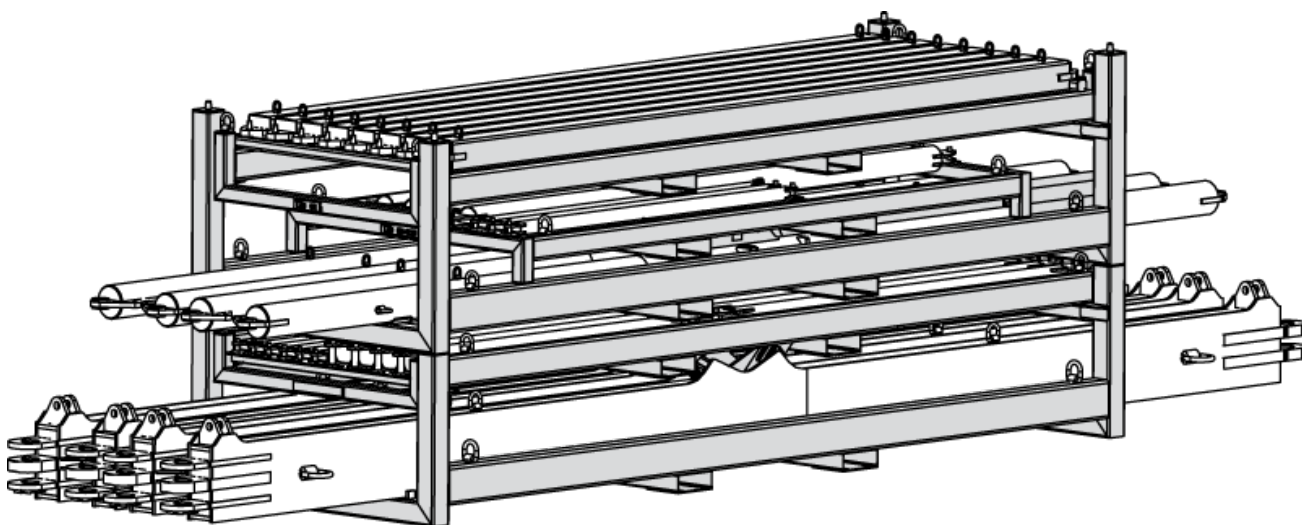
### Contêineres High-Cube Especiais

#### ▶ Para múltiplos transportes containerizados internacionais

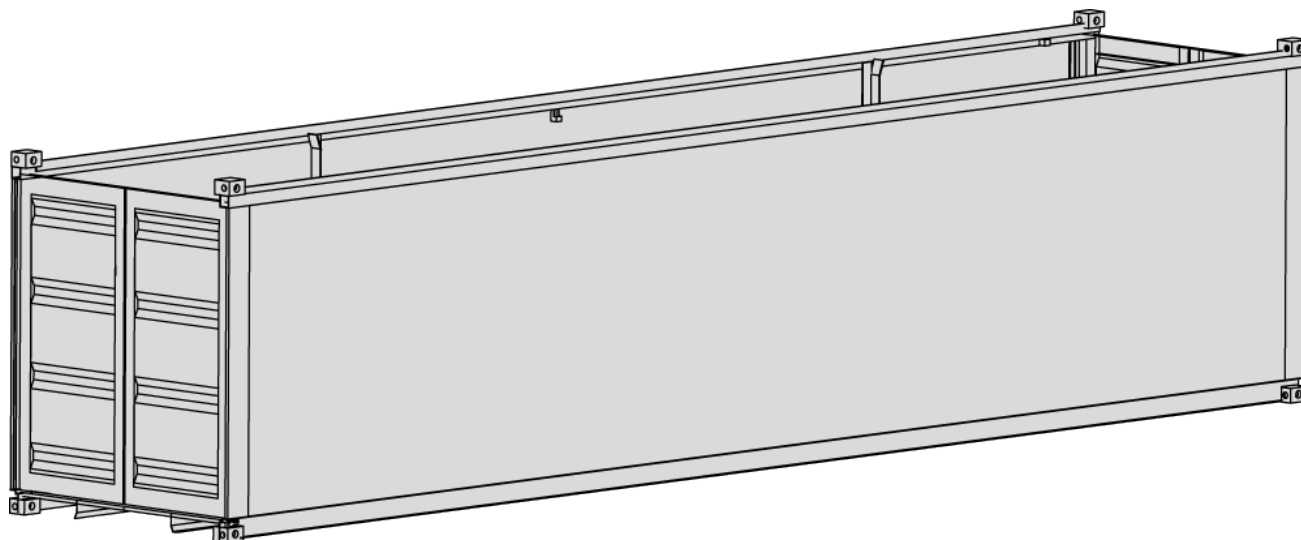
Acomodação confortável das partes em contêineres high-cube especiais e prateleiras de armazenagem para uso múltiplo

- 5 x para interseções
- 3 x para os adaptadores
- 2 x para passarelas

**10 x contêineres High-Cube especializados**  
44 x prateleiras de armazenagem especializadas



## Варианты контейнеров



	Размер	Макс. Полный вес*
<b>Стандарт</b>	40-футовый с откр. верхом 12,20 м x 2,44 м x 2,59 м	32 700 кг
<b>Высокий</b>	40-футовый с откр. верхом 12,20 м x 2,44 м x 2,90 м	30 480 кг

\* Размеры контейнеров в серии могут варьироваться. Размер конкретных контейнеров следует уточнить в транспортно-экспедиционном агентстве.

### С открытым верхом

Наши специальные контейнеры с открытым верхом имеют длину 12,20 м и предназначены для перевозки грузов, выходящих за пределы размеров стандартных контейнеров.

Они оснащены съемным каркасом крыши и тентом, при этом груз легко крепится с помощью крепежного бруса и люверсов на тенте.

## Транспортировочные варианты

- ▶ Комплект усилителя стрелы Boom Booster 72 м включает 2 адаптера и 5 промежуточных секций
- ▶ Он предназначен для перевозки в стандартном 40-футовом (12,20 м) контейнере ISO с открытым верхом
  - вес секции ~ 20.2 т – 21.2 т
  - нижний адаптер ~ 34.5 т
  - верхний адаптер ~ 37.0 т

## Стандартные контейнеры

- ▶ Для разовой международной контейнерной перевозки

Если клиент планирует дальнейшую перевозку после поставки не в контейнерах, например, в частично собранном виде, Terex может организовать первую перевозку груза в стандартных контейнерах и поставить дополнительно невозвратный транспортный крепеж.

5 x для промежуточных секций (вкл. мостки)  
4 x для адаптеров (вкл. мостки)

---

**9 x стандартных контейнеров с открытым верхом**

## Специальные высокие контейнеры

- ▶ Для многократных международных контейнерных перевозок

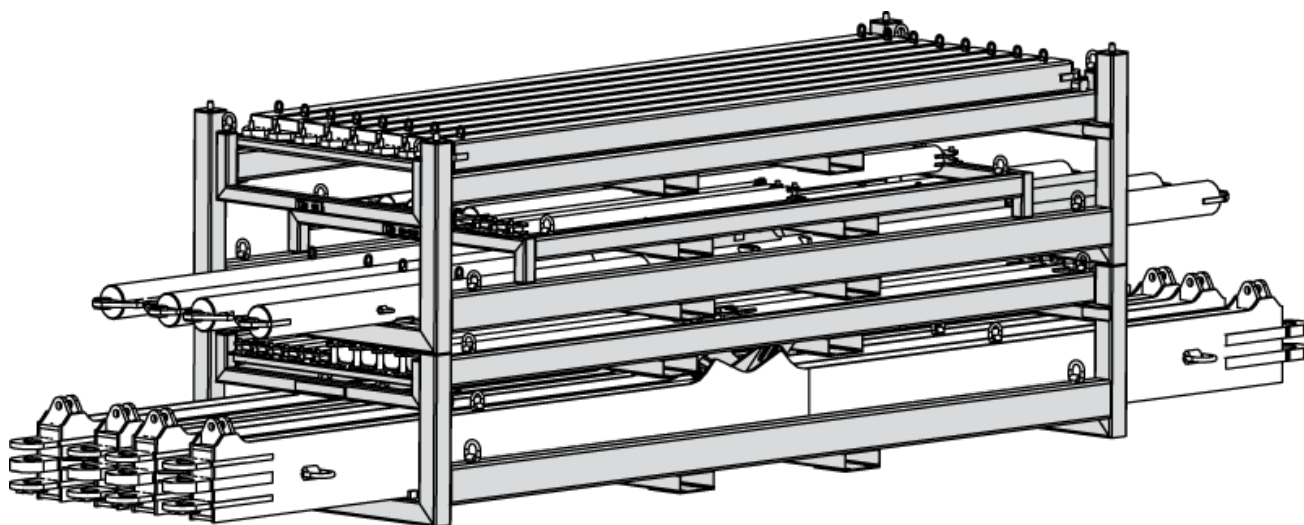
Удобное расположение частей в специальном высоком контейнере и стеллажи для многократного использования

5 x для промежуточных секций  
3 x для адаптеров  
2 x для мостков

---

**10 специальных высоких контейнеров**

44 специальных стеллажа



November 2017. Product specifications and prices are subject to change without notice or obligation. The photographs and/or drawings in this document are for illustrative purposes only. Refer to the appropriate Operator's Manual for instructions on the proper use of this equipment. Failure to follow the corresponding Operator's Manual when using our equipment or to otherwise act responsibly may result in serious injury or death. The only warranty applicable to our equipment is the standard written warranty applicable to the particular product and sale and Terex makes no other warranty, express or implied. Products and services listed may be trademarks, service marks or trade-names of Terex Corporation and/or its subsidiaries in the USA and other countries. All rights are reserved. Terex, Demag and Above, Ahead, Always are trademarks of or licensed by Terex Corporation or its subsidiaries.

November 2017. Irrtum und Änderungen der Produktspezifikationen vorbehalten. Die in diesem Dokument enthaltenen Fotos und/oder Zeichnungen dienen rein anschaulichen Zwecken. Für den sachgemäßen Gebrauch der Maschinen ist das entsprechende Bedienerhandbuch heranzuziehen. Unsachgemäßer Umgang mit bzw. unsachgemäßer Einsatz unserer Maschinen kann zu schweren gesundheitlichen Schäden bis hin zum Tod führen. Für unsere Produkte wird ausschließlich die entsprechende, schriftlich niedergelegte Standardgarantie gewährt. Terex leistet keinerlei darüber hinausgehende Garantie, weder ausdrücklich noch stillschweigend. Die genannten Produkte und Dienstleistungen sind in den USA und anderen Ländern ggf. Marken, Dienstleistungsmarken oder Handelsnamen der Terex Corporation und/oder ihrer Tochtergesellschaften. Alle Rechte vorbehalten. Terex, Demag und Above, Ahead, Always sind Marken in Eigentum oder Lizenz der Terex Corporation bzw. ihrer Tochtergesellschaften.

Novembre 2017. Les caractéristiques et prix des produits peuvent faire l'objet de modifications sans notification préalable. Les photographies ou dessins présentés dans ce document servent uniquement à des fins d'illustration. Pour connaître les instructions relatives à l'utilisation correcte de cet équipement, veuillez vous référer au manuel de l'utilisateur correspondant. Le non-respect du manuel d'utilisateur correspondant lors de l'utilisation de notre équipement ou des actes irresponsables risquent de provoquer de graves blessures, voire un décès. La seule garantie applicable à nos équipements est la garantie écrite standard applicable au produit et à la vente spécifiques. Terex ne délivre aucune autre garantie, expresse ou implicite. Les produits et les services mentionnés peuvent être des marques, des marques de service ou des appellations commerciales de Terex Corporation et/ou de ses filiales aux États-Unis et dans d'autres pays. Tous droits réservés. Terex, Demag et Above, Ahead, Always sont des marques déposées, propriétés ou sous licence de Terex Corporation ou de ses filiales.

Novembre 2017. Specifiche e prezzi dei prodotti sono soggetti a modifica senza preavviso o altro obbligo. Le fotografie e i disegni in questo documento hanno esclusivamente scopo illustrativo. Consulta il Manuale dell'operatore pertinente per trovare istruzioni per l'utilizzo corretto di questo macchinario. La mancata osservanza delle istruzioni contenute nel relativo Manuale dell'operatore durante l'uso del macchinario e altri comportamenti irresponsabili possono provocare gravi lesioni, anche mortali. L'unica garanzia applicabile ai nostri macchinari è la garanzia scritta standard applicabile al particolare prodotto e alla particolare vendita e Terex è esonerata dal fornire qualsiasi altra garanzia, esplicita o implicita. I prodotti e servizi elencati possono essere dei marchi di fabbrica, marchi di servizio o nomi commerciali di Terex Corporation, e/o delle rispettive società affiliate negli Stati Uniti d'America e in molte altre nazioni. Tutti i diritti riservati. Terex, Demag e Above, Ahead, Always sono marchi di proprietà o concessi in licenza da Terex Corporation o dalle sue società affiliate.

Noviembre 2017. Las especificaciones y los precios de los productos están sujetos a cambios sin necesidad de previo aviso ni ninguna otra obligación. Las fotografías y/o dibujos de este documento tienen un fin meramente ilustrativo. Consulte el correspondiente manual de instrucciones del operario para obtener más información sobre el uso correcto de esta maquinaria. No respetar el manual del operario al utilizar la maquinaria o actuar de forma irresponsable puede provocar lesiones graves e incluso mortales. La única garantía aplicable a nuestra maquinaria es la garantía escrita estándar de cada producto y venta. Terex no amplía dicha garantía de forma expresa ni implícita. Los productos y servicios mencionados pueden ser marcas comerciales, marcas de servicio o nombres de marca de Terex Corporation o de alguna de sus filiales en Estados Unidos y otros países. Todos los derechos reservados. Terex, Demag y Above, Ahead, Always son marcas registradas o con licencia de Terex Corporation o de sus filiales.

Novembro 2017. Especificações e preços dos produtos sujeitos a alteração sem aviso prévio ou obrigações. As fotografias e/ou desenhos neste documento são apenas para fins ilustrativos. Consulte o respectivo Manual do Operador para instruções sobre o uso correto deste equipamento. Deixar de acompanhar o respectivo Manual do Operador ao usar o nosso equipamento ou, por qualquer outra forma, deixar de agir de maneira responsável pode resultar em lesões corporais graves ou a morte. A única garantia aplicável ao nosso equipamento é a garantia padrão por escrito correspondente ao produto específico vendido. A Terex não dá outras garantias, expressas ou implícitas. Os produtos e serviços listados podem ser marcas comerciais, marcas de serviço ou nomes-fantasia da Terex Corporation e/ou suas subsidiárias nos EUA e em outros países. Todos os direitos reservados. Terex, Demag e Above, Ahead, Always são marcas comerciais pertencentes ou licenciadas pela Terex Corporation ou suas subsidiárias.

Ноябрь 2017. года Технические характеристики и цены могут изменяться без предварительного уведомления и без каких-либо обязательств для производителя. Фотографии и (или) чертежи в настоящем документе служат только в качестве иллюстраций. Инструкции по надлежащей эксплуатации данного оборудования см. в соответствующем руководстве для оператора. Невыполнение указаний соответствующих руководств для оператора при эксплуатации оборудования или другие безответственные действия могут повлечь серьезные травмы или смерть. Единственной гарантией, действующей в отношении нашего оборудования, является стандартная форма письменной гарантии на данный тип оборудования и на условия его продажи. Terex не дает никаких других гарантий: ни явно выраженных, ни подразумеваемых. Перечисленные продукты и услуги могут быть торговыми марками, знаками обслуживания или торговыми наименованиями Terex Corporation и / или ее дочерних компаний в США и других странах. Все права защищены. Terex, Demag и Above, Ahead, Always являются торговыми марками, принадлежащими Terex Corporation или ее дочерним компаниям или лицензированы ими.

© Terex Cranes 2017

**TEREX CRANES GERMANY GMBH**

Dinglerstraße 24  
66482 Zweibrücken  
Germany

**E** info.cranes@terex.com  
**T** +49 6332 830

[www.terex.com/cranes](http://www.terex.com/cranes)  
[linkedin.com/company/demagmobilecranes](https://www.linkedin.com/company/demagmobilecranes)  
[facebook.com/TerexCranes](https://www.facebook.com/TerexCranes)  
[youtube.com/TerexCranesMarketing](https://www.youtube.com/TerexCranesMarketing)

**DEMAG**  
BY TEREX